

Form 604Corporations Act 2001
Section 671B**Notice of change of interests of substantial holder**To Company Name/Scheme **WESFARMERS LIMITED**ACN/ARSN **008 984 049****1. Details of substantial holder (1)**Name **State Street Corporation and subsidiaries named in Annexures to this form**

ACN/ARSN (if applicable)

There was a change in the interests of the substantial holder on **29/02/2024**The previous notice was given to the company on **23/06/2022**The previous notice was dated **21/06/2022****2. Previous and present voting power**

The total number of votes attached to all the voting shares in the company or voting interests in the scheme that the substantial holder or an associate (2) had a relevant interest (3) in when last required, and when now required, to give a substantial holding notice to the company or scheme, are as follows:

Class of securities (4)	Previous notice		Present notice	
	Person's votes	Voting power (5)	Person's votes	Voting power (5)
Ordinary	56,749,072	5.00%	68,238,653	6.01%

3. Changes in relevant interests

Particulars of each change in, or change in the nature of, a relevant interest of the substantial holder or an associate in voting securities of the company or scheme, since the substantial holder was last required to give a substantial holding notice to the company or scheme are as follows:

Date of change	Person whose relevant interest changed	Nature of change (6)	Consideration given in relation to change (7)	Class and number of securities affected	Person's votes affected
Annexure B, D & E					

4. Present relevant interests

Particulars of each relevant interest of the substantial holder in voting securities after the change are as follows:

Holder of relevant interest	Registered holder of securities	Person entitled to be registered as holder (8)	Nature of relevant interest (6)	Class and number of securities	Person's votes
Annexure A					

5. Changes in association

The persons who have become associates (2) of, ceased to be associates of, or have changed the nature of their association (9) with, the substantial holder in relation to voting interests in the company or scheme are as follows:

Name and ACN/ARSN (if applicable)	Nature of association


6. Addresses

The addresses of persons named in this form are as follows:

Name	Address
Annexure C	

Signature


print name **Alok Maheshwary** capacity **Authorised signatory**

sign here  date **04/03/2024**

DIRECTIONS

- (1) If there are a number of substantial holders with similar or related relevant interests (eg. a corporation and its related corporations, or the manager and trustee of an equity trust), the names could be included in an annexure to the form. If the relevant interests of a group of persons are essentially similar, they may be referred to throughout the form as a specifically named group if the membership of each group, with the names and addresses of members is clearly set out in paragraph 6 of the form.
- (2) See the definition of "associate" in section 9 of the Corporations Act 2001.
- (3) See the definition of "relevant interest" in sections 608 and 671B(7) of the Corporations Act 2001.
- (4) The voting shares of a company constitute one class unless divided into separate classes.
- (5) The person's votes divided by the total votes in the body corporate or scheme multiplied by 100.
- (6) Include details of:
 - (a) any relevant agreement or other circumstances because of which the change in relevant interest occurred. If subsection 671B(4) applies, a copy of any document setting out the terms of any relevant agreement, and a statement by the person giving full and accurate details of any contract, scheme or arrangement, must accompany this form, together with a written statement certifying this contract, scheme or arrangement; and
 - (b) any qualification of the power of a person to exercise, control the exercise of, or influence the exercise of, the voting powers or disposal of the securities to which the relevant interest relates (indicating clearly the particular securities to which the qualification applies).

See the definition of "relevant agreement" in section 9 of the Corporations Act 2001.
- (7) Details of the consideration must include any and all benefits, money and other, that any person from whom a relevant interest was acquired has, or may, become entitled to receive in relation to that acquisition. Details must be included even if the benefit is conditional on the happening or not of a contingency. Details must be included of any benefit paid on behalf of the substantial holder or its associate in relation to the acquisitions, even if they are not paid directly to the person from whom the relevant interest was acquired.
- (8) If the substantial holder is unable to determine the identity of the person (eg. if the relevant interest arises because of an option) write "unknown".
- (9) Give details, if appropriate, of the present association and any change in that association since the last substantial holding notice.



04 March 2024


Alok Maheshwary
Authorised Signatory

4. Present relevant interests

Holder of relevant interest	Nature of Relevant Interest	Registered Holder of securities	Person Entitled to be registered as holder	Class and number of Securities	Person's votes
SSGA FUNDS MANAGEMENT, INC.	Power to control the exercise of a right to vote attached to securities and/or the power to dispose of securities as investment manager or trustee	Bank of New York Mellon	n/a	Ordinary	6,000 6,000
SSGA FUNDS MANAGEMENT, INC.	Power to control the exercise of a right to vote attached to securities and/or the power to dispose of securities as investment manager or trustee	Brown Brothers Harriman and Co	n/a	Ordinary	18,164 18,164
SSGA FUNDS MANAGEMENT, INC.	Power to control the exercise of a right to vote attached to securities and/or the power to dispose of securities as investment manager or trustee	Citibank NA	n/a	Ordinary	39,081 39,081
SSGA FUNDS MANAGEMENT, INC.	Power to control the exercise of a right to vote attached to securities and/or the power to dispose of securities as investment manager or trustee	State Street Bank and Trust Co	n/a	Ordinary	1,833,531 1,833,531
STATE STREET GLOBAL ADVISORS (JAPAN) CO., LTD.	Power to control the exercise of a right to vote attached to securities and/or the power to dispose of securities as investment manager or trustee	Brown Brothers Harriman and Co	n/a	Ordinary	322,373 322,373
STATE STREET GLOBAL ADVISORS (JAPAN) CO., LTD.	Power to control the exercise of a right to vote attached to securities and/or the power to dispose of securities as investment manager or trustee	JPMorgan AG	n/a	Ordinary	85,719 85,719
STATE STREET GLOBAL ADVISORS (JAPAN) CO., LTD.	Power to control the exercise of a right to vote attached to securities and/or the power to dispose of securities as investment manager or trustee	State Street Bank and Trust Co	n/a	Ordinary	1,127,678 1,127,678
STATE STREET GLOBAL ADVISORS (JAPAN) CO., LTD.	Power to control the exercise of a right to vote attached to securities and/or the power to dispose of securities as investment manager or trustee	Sumitomo Trust and Banking Co USA	n/a	Ordinary	110,473 110,473
STATE STREET GLOBAL ADVISORS ASIA LIMITED	Power to control the exercise of a right to vote attached to securities and/or the power to dispose of securities as investment manager or trustee	Bank of New York Mellon	n/a	Ordinary	21,685 21,685
STATE STREET GLOBAL ADVISORS ASIA LIMITED	Power to control the exercise of a right to vote attached to securities and/or the power to dispose of securities as investment manager or trustee	Citibank NA	n/a	Ordinary	24,289 24,289
STATE STREET GLOBAL ADVISORS ASIA LIMITED	Power to control the exercise of a right to vote attached to securities and/or the power to dispose of securities as investment manager or trustee	JPMorgan AG	n/a	Ordinary	45,211 45,211
STATE STREET GLOBAL ADVISORS ASIA LIMITED	Power to control the exercise of a right to vote attached to securities and/or the power to dispose of securities as investment manager or trustee	Northern Trust Company	n/a	Ordinary	99,368 99,368
STATE STREET GLOBAL ADVISORS ASIA LIMITED	Power to control the exercise of a right to vote attached to securities and/or the power to dispose of securities as investment manager or trustee	State Street Bank and Trust Co	n/a	Ordinary	93,372 93,372
STATE STREET GLOBAL ADVISORS EUROPE LIMITED	Power to control the exercise of a right to vote attached to securities and/or the power to dispose of securities as investment manager or trustee	Bank of New York Mellon	n/a	Ordinary	349,689 349,689
STATE STREET GLOBAL ADVISORS EUROPE LIMITED	Power to control the exercise of a right to vote attached to securities and/or the power to dispose of securities as investment manager or trustee	BNP Paribas	n/a	Ordinary	9,030 9,030
STATE STREET GLOBAL ADVISORS EUROPE LIMITED	Power to control the exercise of a right to vote attached to securities and/or the power to dispose of securities as investment manager or trustee	Caceis Bank Luxembourg	n/a	Ordinary	54,261 54,261
STATE STREET GLOBAL ADVISORS EUROPE LIMITED	Power to control the exercise of a right to vote attached to securities and/or the power to dispose of securities as investment manager or trustee	Credit Suisse AG	n/a	Ordinary	21,557 21,557
STATE STREET GLOBAL ADVISORS EUROPE LIMITED	Power to control the exercise of a right to vote attached to securities and/or the power to dispose of securities as investment manager or trustee	JPMorgan AG	n/a	Ordinary	140,598 140,598
STATE STREET GLOBAL ADVISORS EUROPE LIMITED	Power to control the exercise of a right to vote attached to securities and/or the power to dispose of securities as investment manager or trustee	Northern Trust Company	n/a	Ordinary	395,713 395,713
STATE STREET GLOBAL ADVISORS EUROPE LIMITED	Power to control the exercise of a right to vote attached to securities and/or the power to dispose of securities as investment manager or trustee	Nykredit Bank A.S	n/a	Ordinary	160,729 160,729
STATE STREET GLOBAL ADVISORS EUROPE LIMITED	Power to control the exercise of a right to vote attached to securities and/or the power to dispose of securities as investment manager or trustee	State Street Bank and Trust Co	n/a	Ordinary	502,721 502,721
STATE STREET GLOBAL ADVISORS LIMITED	Power to control the exercise of a right to vote attached to securities and/or the power to dispose of securities as investment manager or trustee	Bank of New York Mellon	n/a	Ordinary	51,243 51,243
STATE STREET GLOBAL ADVISORS LIMITED	Power to control the exercise of a right to vote attached to securities and/or the power to dispose of securities as investment manager or trustee	BFF Bank S.p.A.	n/a	Ordinary	14,790 14,790
STATE STREET GLOBAL ADVISORS LIMITED	Power to control the exercise of a right to vote attached to securities and/or the power to dispose of securities as investment manager or trustee	BNP Paribas	n/a	Ordinary	2,818 2,818
STATE STREET GLOBAL ADVISORS LIMITED	Power to control the exercise of a right to vote attached to securities and/or the power to dispose of securities as investment manager or trustee	Citibank NA	n/a	Ordinary	58,521 58,521
STATE STREET GLOBAL ADVISORS LIMITED	Power to control the exercise of a right to vote attached to securities and/or the power to dispose of securities as investment manager or trustee	JPMorgan AG	n/a	Ordinary	106,261 106,261
STATE STREET GLOBAL ADVISORS LIMITED	Power to control the exercise of a right to vote attached to securities and/or the power to dispose of securities as investment manager or trustee	Northern Trust Company	n/a	Ordinary	85,938 85,938
STATE STREET GLOBAL ADVISORS LIMITED	Power to control the exercise of a right to vote attached to securities and/or the power to dispose of securities as investment manager or trustee	Pictet and Cie	n/a	Ordinary	28,654 28,654
STATE STREET GLOBAL ADVISORS LIMITED	Power to control the exercise of a right to vote attached to securities and/or the power to dispose of securities as investment manager or trustee	State Street Bank and Trust Co	n/a	Ordinary	3,578,368 3,578,368
STATE STREET GLOBAL ADVISORS LIMITED	Power to control the exercise of a right to vote attached to securities and/or the power to dispose of securities as investment manager or trustee	UBS AG	n/a	Ordinary	407,783 407,783
STATE STREET GLOBAL ADVISORS SINGAPORE LIMITED	Power to control the exercise of a right to vote attached to securities and/or the power to dispose of securities as investment manager or trustee	State Street Bank and Trust Co	n/a	Ordinary	4,285 4,285
STATE STREET GLOBAL ADVISORS TRUST COMPANY	Power to control the exercise of a right to vote attached to securities and/or the power to dispose of securities as investment manager or trustee	Bank of New York Mellon	n/a	Ordinary	1,001,303 1,001,303
STATE STREET GLOBAL ADVISORS TRUST COMPANY	Power to control the exercise of a right to vote attached to securities and/or the power to dispose of securities as investment manager or trustee	Brown Brothers Harriman and Co	n/a	Ordinary	9,375 9,375

STATE STREET GLOBAL ADVISORS TRUST COMPANY	Power to control the exercise of a right to vote attached to securities and/or the power to dispose of securities as investment manager or trustee	JPMorgan AG		n/a	Ordinary	264,755	264,755
STATE STREET GLOBAL ADVISORS TRUST COMPANY	Power to control the exercise of a right to vote attached to securities and/or the power to dispose of securities as investment manager or trustee	Northern Trust Company		n/a	Ordinary	630,224	630,224
STATE STREET GLOBAL ADVISORS TRUST COMPANY	Power to control the exercise of a right to vote attached to securities and/or the power to dispose of securities as investment manager or trustee	State Street Bank and Trust Co		n/a	Ordinary	10,799,135	10,799,135
STATE STREET GLOBAL ADVISORS TRUST COMPANY	Power to control the exercise of a right to vote attached to securities and/or the power to dispose of securities as investment manager or trustee	Wilmington Trust Co		n/a	Ordinary	5,987	5,987
STATE STREET GLOBAL ADVISORS, AUSTRALIA, LIMITED	Power to control the exercise of a right to vote attached to securities and/or the power to dispose of securities as investment manager or trustee	BNP Paribas		n/a	Ordinary	423,482	423,482
STATE STREET GLOBAL ADVISORS, AUSTRALIA, LIMITED	Power to control the exercise of a right to vote attached to securities and/or the power to dispose of securities as investment manager or trustee	JPMorgan AG		n/a	Ordinary	4,543,501	4,543,501
STATE STREET GLOBAL ADVISORS, AUSTRALIA, LIMITED	Power to control the exercise of a right to vote attached to securities and/or the power to dispose of securities as investment manager or trustee	National Australian Bank LTD		n/a	Ordinary	124,890	124,890
STATE STREET GLOBAL ADVISORS, AUSTRALIA, LIMITED	Power to control the exercise of a right to vote attached to securities and/or the power to dispose of securities as investment manager or trustee	Northern Trust Company		n/a	Ordinary	11,123,929	11,123,929
STATE STREET GLOBAL ADVISORS, AUSTRALIA, LIMITED	Power to control the exercise of a right to vote attached to securities and/or the power to dispose of securities as investment manager or trustee	State Street Bank and Trust Co		n/a	Ordinary	28,960,753	28,960,753
STATE STREET GLOBAL ADVISORS, LTD.	Power to control the exercise of a right to vote attached to securities and/or the power to dispose of securities as investment manager or trustee	CIBC Mellon		n/a	Ordinary	41,933	41,933
STATE STREET GLOBAL ADVISORS, LTD.	Power to control the exercise of a right to vote attached to securities and/or the power to dispose of securities as investment manager or trustee	Royal Bank of Canada		n/a	Ordinary	7,326	7,326
STATE STREET GLOBAL ADVISORS, LTD.	Power to control the exercise of a right to vote attached to securities and/or the power to dispose of securities as investment manager or trustee	State Street Bank and Trust Co		n/a	Ordinary	102,949	102,949
STATE STREET SAUDI ARABIA FINANCIAL SOLUTIONS COMPANY	Power to control the exercise of a right to vote attached to securities and/or the power to dispose of securities as investment manager or trustee	Northern Trust Company		n/a	Ordinary	362	362
STATE STREET BANK AND TRUST COMPANY	For memo pledge securities: Relevant interest under section 608(8) being the right, as lender, to dispose of shares pledged to secure a securities loan	AQR FUNDS AQR ALTERNATIVE RISK PREMIA FUND	STATE STREET BANK AND TRUST COMPANY		Ordinary	24,234	24,234
STATE STREET BANK AND TRUST COMPANY	For memo pledge securities: Relevant interest under section 608(8) being the right, as lender, to dispose of shares pledged to secure a securities loan	ARROWSTREET ACWI EX US ALPHA EXTENSION TRUST FUND U	STATE STREET BANK AND TRUST COMPANY		Ordinary	3,831	3,831
STATE STREET BANK AND TRUST COMPANY	For memo pledge securities: Relevant interest under section 608(8) being the right, as lender, to dispose of shares pledged to secure a securities loan	ARROWSTREET ACWI REDUCED CARBON ALPHA EXTENSION TRUST FUND	STATE STREET BANK AND TRUST COMPANY		Ordinary	971	971
STATE STREET BANK AND TRUST COMPANY	For memo pledge securities: Relevant interest under section 608(8) being the right, as lender, to dispose of shares pledged to secure a securities loan	Arrowstreet Canada AllCountry ex US Alpha Extension Fund II	STATE STREET BANK AND TRUST COMPANY		Ordinary	1,509	1,509
STATE STREET BANK AND TRUST COMPANY	For memo pledge securities: Relevant interest under section 608(8) being the right, as lender, to dispose of shares pledged to secure a securities loan	ARROWSTREET CAPITAL GLOBAL EQUITY ALPHA EXTENSION FUND LIMITED	STATE STREET BANK AND TRUST COMPANY		Ordinary	6,919	6,919
STATE STREET BANK AND TRUST COMPANY	For memo pledge securities: Relevant interest under section 608(8) being the right, as lender, to dispose of shares pledged to secure a securities loan	ARROWSTREET GLOBAL EQUITY ALPHA EXTENSION FUND II	STATE STREET BANK AND TRUST COMPANY		Ordinary	3,524	3,524
STATE STREET BANK AND TRUST COMPANY	For memo pledge securities: Relevant interest under section 608(8) being the right, as lender, to dispose of shares pledged to secure a securities loan	Pace International Equity Investments	STATE STREET BANK AND TRUST COMPANY		Ordinary	36,710	36,710
STATE STREET BANK AND TRUST COMPANY	For Lent securities: Relevant interest under section 608(8A) being the holder of securities subject to an obligation to return under a securities lending agreement. State Street Bank and Trust Company has lent the securities and retains a relevant interest	AWARE SUPER PTY LTD AS TRUSTEE OF THE AWARE SUPER	AWARE SUPER PTY LTD AS TRUSTEE OF THE AWARE SUPER		Ordinary	40,734	40,734
STATE STREET BANK AND TRUST COMPANY	For Lent securities: Relevant interest under section 608(8A) being the holder of securities subject to an obligation to return under a securities lending agreement. State Street Bank and Trust Company has lent the securities and retains a relevant interest	CBJ AS SUB-TRUSTEE FOR JAPAN POLICE PERSONNEL MUTUAL AID ASSOCIATION	CBJ AS SUB-TRUSTEE FOR JAPAN POLICE PERSONNEL MUTUAL AID ASSOCIATION		Ordinary	443	443
STATE STREET BANK AND TRUST COMPANY	For Lent securities: Relevant interest under section 608(8A) being the holder of securities subject to an obligation to return under a securities lending agreement. State Street Bank and Trust Company has lent the securities and retains a relevant interest	CONFIDENTIAL CLIENT- C	CONFIDENTIAL CLIENT- C		Ordinary	79,508	79,508
STATE STREET BANK AND TRUST COMPANY	For Lent securities: Relevant interest under section 608(8A) being the holder of securities subject to an obligation to return under a securities lending agreement. State Street Bank and Trust Company has lent the securities and retains a relevant interest	CONFIDENTIAL CLIENT KK	CONFIDENTIAL CLIENT KK		Ordinary	39,318	39,318
STATE STREET BANK AND TRUST COMPANY	For Lent securities: Relevant interest under section 608(8A) being the holder of securities subject to an obligation to return under a securities lending agreement. State Street Bank and Trust Company has lent the securities and retains a relevant interest	DIMENSIONAL FUND ADVISORS	DIMENSIONAL FUND ADVISORS		Ordinary	3,125	3,125
STATE STREET BANK AND TRUST COMPANY	For Lent securities: Relevant interest under section 608(8A) being the holder of securities subject to an obligation to return under a securities lending agreement. State Street Bank and Trust Company has lent the securities and retains a relevant interest	KAISER FOUNDATION HOSPITALS	KAISER FOUNDATION HOSPITALS		Ordinary	2,672	2,672
STATE STREET BANK AND TRUST COMPANY	For Lent securities: Relevant interest under section 608(8A) being the holder of securities subject to an obligation to return under a securities lending agreement. State Street Bank and Trust Company has lent the securities and retains a relevant interest	LOS ANGELES COUNTY EMPLOYEES RETIREMENT ASSOCIATION	LOS ANGELES COUNTY EMPLOYEES RETIREMENT ASSOCIATION		Ordinary	12,126	12,126

STATE STREET BANK AND TRUST COMPANY	For lent securities: Relevant interest under section 608(8A) being the holder of securities subject to an obligation to return under a securities lending agreement. State Street Bank and Trust Company has lent the securities and retains a relevant interest	MANAGED PENSION FUNDS LIMITED	MANAGED PENSION FUNDS LIMITED	Ordinary	19,969	19,969
STATE STREET BANK AND TRUST COMPANY	For lent securities: Relevant interest under section 608(8A) being the holder of securities subject to an obligation to return under a securities lending agreement. State Street Bank and Trust Company has lent the securities and retains a relevant interest	NATIONAL EMPLOYMENT SAVINGS TRUST CORPORATION	NATIONAL EMPLOYMENT SAVINGS TRUST CORPORATION	Ordinary	4,109	4,109
STATE STREET BANK AND TRUST COMPANY	For lent securities: Relevant interest under section 608(8A) being the holder of securities subject to an obligation to return under a securities lending agreement. State Street Bank and Trust Company has lent the securities and retains a relevant interest	RETIREMENT SYSTEMS OF ALABAMA	RETIREMENT SYSTEMS OF ALABAMA	Ordinary	50,011	50,011
STATE STREET BANK AND TRUST COMPANY	For lent securities: Relevant interest under section 608(8A) being the holder of securities subject to an obligation to return under a securities lending agreement. State Street Bank and Trust Company has lent the securities and retains a relevant interest	UBS (IBL) ETF PLC	UBS (IBL) ETF PLC	Ordinary	5,397	5,397
STATE STREET BANK AND TRUST COMPANY	For collateral securities: Relevant interest under section 608(8A) being the right, as lender, to dispose of shares transferred to secure a securities loan	UBS SECURITIES AUSTRALIA LTD	UBS SECURITIES AUSTRALIA LTD	Ordinary	63,736	63,736


 04 March 2024
 Alok Maheshwary
 Authorised Signatory

3. Changes in relevant interests

Date of Change	Person whose relevant interest changed	Nature of Change	Consideration given in relation to Change	Class and number of Securities affected	Person's Votes affected	
23-Jun-2022	STATE STREET GLOBAL ADVISORS (JAPAN) CO., LTD.	Purchase	43.03	Ordinary	1,229	1,229
23-Jun-2022	STATE STREET GLOBAL ADVISORS (JAPAN) CO., LTD.	Sale	43.03	Ordinary	(308)	(308)
24-Jun-2022	STATE STREET GLOBAL ADVISORS (JAPAN) CO., LTD.	Sale	43.81	Ordinary	(273)	(273)
13-Jul-2022	STATE STREET GLOBAL ADVISORS (JAPAN) CO., LTD.	Purchase	45.31	Ordinary	2,630	3,630
03-Aug-2022	STATE STREET GLOBAL ADVISORS (JAPAN) CO., LTD.	Sale	46.86	Ordinary	(40,756)	(40,756)
31-Aug-2022	STATE STREET GLOBAL ADVISORS (JAPAN) CO., LTD.	Purchase	47.01	Ordinary	8,045	8,045
12-Sep-2022	STATE STREET GLOBAL ADVISORS (JAPAN) CO., LTD.	Purchase	47.77	Ordinary	76,117	76,117
16-Sep-2022	STATE STREET GLOBAL ADVISORS (JAPAN) CO., LTD.	Sale	46.01	Ordinary	(2,462)	(2,462)
20-Sep-2022	STATE STREET GLOBAL ADVISORS (JAPAN) CO., LTD.	Purchase	45.99	Ordinary	82,266	82,266
06-Oct-2022	STATE STREET GLOBAL ADVISORS (JAPAN) CO., LTD.	Purchase	45.08	Ordinary	40,825	40,825
11-Oct-2022	STATE STREET GLOBAL ADVISORS (JAPAN) CO., LTD.	Purchase	44.03	Ordinary	4,610	4,610
28-Oct-2022	STATE STREET GLOBAL ADVISORS (JAPAN) CO., LTD.	Sale	44.04	Ordinary	(32,747)	(32,747)
31-Oct-2022	STATE STREET GLOBAL ADVISORS (JAPAN) CO., LTD.	Sale	45.46	Ordinary	(1,338)	(1,338)
02-Nov-2022	STATE STREET GLOBAL ADVISORS (JAPAN) CO., LTD.	Sale	46.82	Ordinary	(37,038)	(37,038)
07-Nov-2022	STATE STREET GLOBAL ADVISORS (JAPAN) CO., LTD.	Sale	45.75	Ordinary	(37,982)	(37,982)
11-Nov-2022	STATE STREET GLOBAL ADVISORS (JAPAN) CO., LTD.	In specie application	n/a	Ordinary	3,273	3,273
11-Nov-2022	STATE STREET GLOBAL ADVISORS (JAPAN) CO., LTD.	In specie redemption	n/a	Ordinary	(3,273)	(3,273)
14-Nov-2022	STATE STREET GLOBAL ADVISORS (JAPAN) CO., LTD.	Sale	46.82	Ordinary	(72)	(72)
25-Nov-2022	STATE STREET GLOBAL ADVISORS (JAPAN) CO., LTD.	Sale	49.44	Ordinary	(1,301)	(1,301)
30-Nov-2022	STATE STREET GLOBAL ADVISORS (JAPAN) CO., LTD.	Purchase	48.57	Ordinary	12,783	12,783
02-Dec-2022	STATE STREET GLOBAL ADVISORS (JAPAN) CO., LTD.	Sale	48.44	Ordinary	(31,738)	(31,738)
07-Dec-2022	STATE STREET GLOBAL ADVISORS (JAPAN) CO., LTD.	Purchase	47.64	Ordinary	313	313
08-Dec-2022	STATE STREET GLOBAL ADVISORS (JAPAN) CO., LTD.	Sale	47.88	Ordinary	(43,283)	(43,283)
09-Dec-2022	STATE STREET GLOBAL ADVISORS (JAPAN) CO., LTD.	Sale	47.84	Ordinary	(43,498)	(43,498)
12-Dec-2022	STATE STREET GLOBAL ADVISORS (JAPAN) CO., LTD.	Sale	47.74	Ordinary	(40,274)	(40,274)
22-Dec-2022	STATE STREET GLOBAL ADVISORS (JAPAN) CO., LTD.	Purchase	46.33	Ordinary	37,291	37,291
23-Dec-2022	STATE STREET GLOBAL ADVISORS (JAPAN) CO., LTD.	Purchase	46.05	Ordinary	31,050	31,050
05-Jan-2023	STATE STREET GLOBAL ADVISORS (JAPAN) CO., LTD.	Purchase	46.58	Ordinary	24,448	24,448
10-Jan-2023	STATE STREET GLOBAL ADVISORS (JAPAN) CO., LTD.	Purchase	46.97	Ordinary	1,346	1,346
17-Jan-2023	STATE STREET GLOBAL ADVISORS (JAPAN) CO., LTD.	Purchase	49.11	Ordinary	462	462
07-Feb-2023	STATE STREET GLOBAL ADVISORS (JAPAN) CO., LTD.	Sale	49.94	Ordinary	(40,408)	(40,408)
28-Feb-2023	STATE STREET GLOBAL ADVISORS (JAPAN) CO., LTD.	Purchase	48.24	Ordinary	10,969	10,969
28-Feb-2023	STATE STREET GLOBAL ADVISORS (JAPAN) CO., LTD.	Sale	48.24	Ordinary	(938)	(938)
09-Mar-2023	STATE STREET GLOBAL ADVISORS (JAPAN) CO., LTD.	Sale	50.32	Ordinary	(10,734)	(10,734)
19-Apr-2023	STATE STREET GLOBAL ADVISORS (JAPAN) CO., LTD.	Purchase	51.60	Ordinary	974	974
27-Apr-2023	STATE STREET GLOBAL ADVISORS (JAPAN) CO., LTD.	Purchase	52.34	Ordinary	5,959	5,959
25-May-2023	STATE STREET GLOBAL ADVISORS (JAPAN) CO., LTD.	Sale	49.01	Ordinary	(2,615)	(2,615)
31-May-2023	STATE STREET GLOBAL ADVISORS (JAPAN) CO., LTD.	Purchase	47.67	Ordinary	3,166	3,166
31-May-2023	STATE STREET GLOBAL ADVISORS (JAPAN) CO., LTD.	Sale	47.67	Ordinary	(1,496)	(1,496)
13-Jun-2023	STATE STREET GLOBAL ADVISORS (JAPAN) CO., LTD.	Sale	48.02	Ordinary	(1,369)	(1,369)
16-Jun-2023	STATE STREET GLOBAL ADVISORS (JAPAN) CO., LTD.	Purchase	49.01	Ordinary	144,902	144,902
29-Jun-2023	STATE STREET GLOBAL ADVISORS (JAPAN) CO., LTD.	Sale	49.04	Ordinary	(34,252)	(34,252)
30-Jun-2023	STATE STREET GLOBAL ADVISORS (JAPAN) CO., LTD.	Sale	49.34	Ordinary	(965)	(965)
05-Jul-2023	STATE STREET GLOBAL ADVISORS (JAPAN) CO., LTD.	Sale	49.80	Ordinary	(6,252)	(6,252)
05-Jul-2023	STATE STREET GLOBAL ADVISORS (JAPAN) CO., LTD.	Sale	49.82	Ordinary	(44,240)	(44,240)
07-Jul-2023	STATE STREET GLOBAL ADVISORS (JAPAN) CO., LTD.	Sale	47.09	Ordinary	(1,505)	(1,505)
07-Jul-2023	STATE STREET GLOBAL ADVISORS (JAPAN) CO., LTD.	Sale	47.25	Ordinary	(14,192)	(14,192)
10-Jul-2023	STATE STREET GLOBAL ADVISORS (JAPAN) CO., LTD.	Sale	49.04	Ordinary	(30,916)	(30,916)
24-Jul-2023	STATE STREET GLOBAL ADVISORS (JAPAN) CO., LTD.	Purchase	49.26	Ordinary	1,935	1,935
02-Aug-2023	STATE STREET GLOBAL ADVISORS (JAPAN) CO., LTD.	Sale	49.69	Ordinary	(90,524)	(90,524)
03-Aug-2023	STATE STREET GLOBAL ADVISORS (JAPAN) CO., LTD.	Sale	49.55	Ordinary	(421)	(421)
31-Aug-2023	STATE STREET GLOBAL ADVISORS (JAPAN) CO., LTD.	Purchase	53.87	Ordinary	8,932	8,932
08-Sep-2023	STATE STREET GLOBAL ADVISORS (JAPAN) CO., LTD.	Sale	53.20	Ordinary	(1,219)	(1,219)
12-Sep-2023	STATE STREET GLOBAL ADVISORS (JAPAN) CO., LTD.	Purchase	53.45	Ordinary	2,581	2,581
27-Sep-2023	STATE STREET GLOBAL ADVISORS (JAPAN) CO., LTD.	Purchase	52.28	Ordinary	14,272	14,272
28-Sep-2023	STATE STREET GLOBAL ADVISORS (JAPAN) CO., LTD.	Purchase	52.58	Ordinary	13,356	13,356
29-Sep-2023	STATE STREET GLOBAL ADVISORS (JAPAN) CO., LTD.	Purchase	52.86	Ordinary	1,207	1,207
03-Oct-2023	STATE STREET GLOBAL ADVISORS (JAPAN) CO., LTD.	Sale	52.72	Ordinary	(1,238)	(1,238)
11-Oct-2023	STATE STREET GLOBAL ADVISORS (JAPAN) CO., LTD.	Sale	52.66	Ordinary	(313)	(313)
25-Oct-2023	STATE STREET GLOBAL ADVISORS (JAPAN) CO., LTD.	Sale	50.82	Ordinary	(820)	(820)
06-Nov-2023	STATE STREET GLOBAL ADVISORS (JAPAN) CO., LTD.	Purchase	52.84	Ordinary	3,174	3,174
30-Nov-2023	STATE STREET GLOBAL ADVISORS (JAPAN) CO., LTD.	Purchase	52.66	Ordinary	7,021	7,021
30-Nov-2023	STATE STREET GLOBAL ADVISORS (JAPAN) CO., LTD.	Sale	52.66	Ordinary	(986)	(986)
06-Dec-2023	STATE STREET GLOBAL ADVISORS (JAPAN) CO., LTD.	Sale	53.28	Ordinary	(13,843)	(13,843)
10-Jan-2024	STATE STREET GLOBAL ADVISORS (JAPAN) CO., LTD.	Sale	57.00	Ordinary	(1,859)	(1,859)
23-Jan-2024	STATE STREET GLOBAL ADVISORS (JAPAN) CO., LTD.	Sale	57.95	Ordinary	(2,427)	(2,427)
24-Jan-2024	STATE STREET GLOBAL ADVISORS (JAPAN) CO., LTD.	Sale	57.95	Ordinary	(1,561)	(1,561)
29-Jan-2024	STATE STREET GLOBAL ADVISORS (JAPAN) CO., LTD.	Sale	58.00	Ordinary	(820)	(820)
31-Jan-2024	STATE STREET GLOBAL ADVISORS (JAPAN) CO., LTD.	Sale	58.07	Ordinary	(28,052)	(28,052)
31-Jan-2024	STATE STREET GLOBAL ADVISORS (JAPAN) CO., LTD.	Sale	58.17	Ordinary	(1,078)	(1,078)
07-Feb-2024	STATE STREET GLOBAL ADVISORS (JAPAN) CO., LTD.	Purchase	57.55	Ordinary	729	729
08-Feb-2024	STATE STREET GLOBAL ADVISORS (JAPAN) CO., LTD.	Sale	57.89	Ordinary	(7,509)	(7,509)
15-Feb-2024	STATE STREET GLOBAL ADVISORS (JAPAN) CO., LTD.	Sale	61.26	Ordinary	(8,712)	(8,712)
21-Feb-2024	STATE STREET GLOBAL ADVISORS (JAPAN) CO., LTD.	Sale	63.82	Ordinary	(7,725)	(7,725)
27-Feb-2024	STATE STREET GLOBAL ADVISORS (JAPAN) CO., LTD.	Sale	66.52	Ordinary	(24,960)	(24,960)
28-Feb-2024	STATE STREET GLOBAL ADVISORS (JAPAN) CO., LTD.	Sale	65.92	Ordinary	(5,957)	(5,957)
28-Feb-2024	STATE STREET GLOBAL ADVISORS (JAPAN) CO., LTD.	Sale	65.92	Ordinary	(5,960)	(5,960)
29-Feb-2024	STATE STREET GLOBAL ADVISORS (JAPAN) CO., LTD.	Purchase	66.62	Ordinary	615	615
29-Feb-2024	STATE STREET GLOBAL ADVISORS (JAPAN) CO., LTD.	Purchase	66.63	Ordinary	1,465	1,465
29-Feb-2024	STATE STREET GLOBAL ADVISORS (JAPAN) CO., LTD.	Purchase	66.62	Ordinary	1,770	1,770
29-Feb-2024	STATE STREET GLOBAL ADVISORS (JAPAN) CO., LTD.	Purchase	66.62	Ordinary	2,629	2,629
29-Feb-2024	STATE STREET GLOBAL ADVISORS (JAPAN) CO., LTD.	Sale	66.59	Ordinary	(27,415)	(27,415)
29-Feb-2024	STATE STREET GLOBAL ADVISORS (JAPAN) CO., LTD.	Sale	66.64	Ordinary	(1,550)	(1,550)
26-Jul-2022	STATE STREET GLOBAL ADVISORS ASIA LIMITED	Purchase	45.95	Ordinary	8,199	8,199
31-Aug-2022	STATE STREET GLOBAL ADVISORS ASIA LIMITED	Purchase	47.01	Ordinary	16,563	16,563
03-Sep-2022	STATE STREET GLOBAL ADVISORS ASIA LIMITED	Purchase	46.74	Ordinary	1,371	1,371
16-Sep-2022	STATE STREET GLOBAL ADVISORS ASIA LIMITED	Purchase	45.02	Ordinary	6,421	6,421
29-Nov-2022	STATE STREET GLOBAL ADVISORS ASIA LIMITED	Sale	48.35	Ordinary	(3,564)	(3,564)
29-Nov-2022	STATE STREET GLOBAL ADVISORS ASIA LIMITED	Sale	48.35	Ordinary	(379)	(379)
29-Nov-2022	STATE STREET GLOBAL ADVISORS ASIA LIMITED	Sale	48.36	Ordinary	(10,577)	(10,577)
28-Mar-2023	STATE STREET GLOBAL ADVISORS ASIA LIMITED	In specie application	n/a	Ordinary	8,754	8,754
13-May-2023	STATE STREET GLOBAL ADVISORS ASIA LIMITED	Sale	46.74	Ordinary	(7,258)	(7,258)
31-May-2023	STATE STREET GLOBAL ADVISORS ASIA LIMITED	Purchase	47.67	Ordinary	7,147	7,147
31-May-2023	STATE STREET GLOBAL ADVISORS ASIA LIMITED	Sale	47.67	Ordinary	(2,715)	(2,715)
10-Jul-2023	STATE STREET GLOBAL ADVISORS ASIA LIMITED	Sale	46.79	Ordinary	(3,436)	(3,436)
15-Aug-2023	STATE STREET GLOBAL ADVISORS ASIA LIMITED	Sale	50.75	Ordinary	(8,181)	(8,181)
31-Aug-2023	STATE STREET GLOBAL ADVISORS ASIA LIMITED	Purchase	53.83	Ordinary	4,728	4,728
31-Aug-2023	STATE STREET GLOBAL ADVISORS ASIA LIMITED	Purchase	53.89	Ordinary	2,578	2,578
20-Sep-2023	STATE STREET GLOBAL ADVISORS ASIA LIMITED	Sale	53.63	Ordinary	(10,236)	(10,236)
22-Sep-2023	STATE STREET GLOBAL ADVISORS ASIA LIMITED	Sale	53.23	Ordinary	(8,567)	(8,567)
20-Oct-2023	STATE STREET GLOBAL ADVISORS ASIA LIMITED	Sale	51.25	Ordinary	(27,967)	(27,967)
20-Oct-2023	STATE STREET GLOBAL ADVISORS ASIA LIMITED	Sale	51.27	Ordinary	(5,159)	(5,159)
24-Oct-2023	STATE STREET GLOBAL ADVISORS ASIA LIMITED	Sale	51.12	Ordinary	(1,754)	(1,754)
08-Nov-2023	STATE STREET GLOBAL ADVISORS ASIA LIMITED	Purchase	53.81	Ordinary	4,158	4,158
09-Nov-2023	STATE STREET GLOBAL ADVISORS ASIA LIMITED	Purchase	53.08	Ordinary	6,204	6,204
14-Nov-2023	STATE STREET GLOBAL ADVISORS ASIA LIMITED	Purchase	53.24	Ordinary	8,303	8,303
15-Nov-2023	STATE STREET GLOBAL ADVISORS ASIA LIMITED	Purchase	54.19	Ordinary	7,833	7,833
17-Nov-2023	STATE STREET GLOBAL ADVISORS ASIA LIMITED	Purchase	53.00	Ordinary	8,557	8,557
28-Nov-2023	STATE STREET GLOBAL ADVISORS ASIA LIMITED	Sale	52.22	Ordinary	(2,102)	(2,102)
30-Nov-2023	STATE STREET GLOBAL ADVISORS ASIA LIMITED	Sale	52.66	Ordinary	(44,815)	(44,815)
19-Jan-2024	STATE STREET GLOBAL ADVISORS ASIA LIMITED	Sale	57.16	Ordinary	(5,716)	(5,716)
19-Jan-2024	STATE STREET GLOBAL ADVISORS ASIA LIMITED	Sale	57.16	Ordinary	(12,369)	(12,369)
29-Feb-2024	STATE STREET GLOBAL ADVISORS ASIA LIMITED	Sale	66.64	Ordinary	(785)	(785)
22-Jun-2022	STATE STREET GLOBAL ADVISORS EUROPE LIMITED	Purchase	42.63	Ordinary	8,704	8,704
23-Jun-2022	STATE STREET GLOBAL ADVISORS EUROPE LIMITED	Purchase	43.03	Ordinary	366	366
24-Jun-2022	STATE STREET GLOBAL ADVISORS EUROPE LIMITED	Purchase	44.25	Ordinary	4,200	4,200
27-Jun-2022	STATE STREET GLOBAL ADVISORS EUROPE LIMITED	Purchase	44.15	Ordinary	4,124	4,124
28-Jun-2022	STATE STREET GLOBAL ADVISORS EUROPE LIMITED	Sale	43.14	Ordinary	(2,266)	(2,266)
29-Jun-2022	STATE STREET GLOBAL ADVISORS EUROPE LIMITED	Sale	42.68	Ordinary	(201)	(201)
30-Jun-2022	STATE STREET GLOBAL ADVISORS EUROPE LIMITED	Purchase	42.05	Ordinary	1,770	1,770
30-Jun-2022	STATE STREET GLOBAL ADVISORS EUROPE LIMITED	Sale	41.91	Ordinary	(18,381)	(18,381)
01-Jul-2022	STATE STREET GLOBAL ADVISORS EUROPE LIMITED	Sale	42.15	Ordinary	(6,626)	(6,626)
06-Jul-2022	STATE STREET GLOBAL ADVISORS EUROPE LIMITED	Purchase	44.25	Ordinary	704	704
07-Jul-2022	STATE STREET GLOBAL ADVISORS EUROPE LIMITED	Purchase	44.78	Ordinary	122	122
11-Jul-2022	STATE STREET GLOBAL ADVISORS EUROPE LIMITED	Sale	44.44	Ordinary	(610)	(610)
12-Jul-2022	STATE STREET GLOBAL ADVISORS EUROPE LIMITED	Sale	44.78	Ordinary	(1,827)	(1,827)
19-Jul-2022	STATE STREET GLOBAL ADVISORS EUROPE LIMITED	Purchase	46.11	Ordinary	22,596	22,596
25-Jul-2022	STATE STREET GLOBAL ADVISORS EUROPE LIMITED	Purchase	47.40	Ordinary	2,603	2,603
25-Jul-2022	STATE STREET GLOBAL ADVISORS EUROPE LIMITED	Sale	46.91	Ordinary	(3,583)	(3,583)
25-Jul-2022	STATE STREET GLOBAL ADVISORS EUROPE LIMITED	Sale	46.92	Ordinary	(9,665)	(9,665)
26-Jul-2022	STATE STREET GLOBAL ADVISORS EUROPE LIMITED	Purchase	45.95	Ordinary	1,557	1,557
26-Jul-2022	STATE STREET GLOBAL ADVISORS EUROPE LIMITED	Purchase	45.95	Ordinary	6,111	6,111
29-Jul-2022	STATE STREET GLOBAL ADVISORS EUROPE LIMITED	Sale	46.63	Ordinary	(1,272)	(1,272)
05-Aug-2022	STATE STREET GLOBAL ADVISORS EUROPE LIMITED	Sale	47.70	Ordinary	(1,150)	(1,150)

08-Aug-2022	STATE STREET GLOBAL ADVISORS EUROPE LIMITED	Purchase	46.75	Ordinary	244	244
11-Aug-2022	STATE STREET GLOBAL ADVISORS EUROPE LIMITED	Purchase	48.05	Ordinary	855	855
12-Aug-2022	STATE STREET GLOBAL ADVISORS EUROPE LIMITED	Sale	47.27	Ordinary	(2,255)	(2,255)
16-Aug-2022	STATE STREET GLOBAL ADVISORS EUROPE LIMITED	Purchase	47.90	Ordinary	23,910	23,910
18-Aug-2022	STATE STREET GLOBAL ADVISORS EUROPE LIMITED	Purchase	48.56	Ordinary	246	246
23-Aug-2022	STATE STREET GLOBAL ADVISORS EUROPE LIMITED	Purchase	47.53	Ordinary	1,579	1,579
31-Aug-2022	STATE STREET GLOBAL ADVISORS EUROPE LIMITED	Purchase	46.86	Ordinary	184	184
31-Aug-2022	STATE STREET GLOBAL ADVISORS EUROPE LIMITED	Purchase	46.86	Ordinary	26	26
31-Aug-2022	STATE STREET GLOBAL ADVISORS EUROPE LIMITED	Purchase	47.01	Ordinary	951	951
31-Aug-2022	STATE STREET GLOBAL ADVISORS EUROPE LIMITED	Purchase	47.01	Ordinary	(2,582)	(2,582)
01-Sep-2022	STATE STREET GLOBAL ADVISORS EUROPE LIMITED	Sale	46.33	Ordinary	(993)	(993)
08-Sep-2022	STATE STREET GLOBAL ADVISORS EUROPE LIMITED	Purchase	46.97	Ordinary	123	123
09-Sep-2022	STATE STREET GLOBAL ADVISORS EUROPE LIMITED	Sale	47.28	Ordinary	(2,622)	(2,622)
13-Sep-2022	STATE STREET GLOBAL ADVISORS EUROPE LIMITED	Sale	48.51	Ordinary	(1,084)	(1,084)
14-Sep-2022	STATE STREET GLOBAL ADVISORS EUROPE LIMITED	Purchase	46.45	Ordinary	369	369
15-Sep-2022	STATE STREET GLOBAL ADVISORS EUROPE LIMITED	Sale	46.45	Ordinary	(2,673)	(2,673)
16-Sep-2022	STATE STREET GLOBAL ADVISORS EUROPE LIMITED	Purchase	45.01	Ordinary	1,048	1,048
16-Sep-2022	STATE STREET GLOBAL ADVISORS EUROPE LIMITED	Sale	45.02	Ordinary	(538)	(538)
20-Sep-2022	STATE STREET GLOBAL ADVISORS EUROPE LIMITED	Sale	46.04	Ordinary	(5,528)	(5,528)
21-Sep-2022	STATE STREET GLOBAL ADVISORS EUROPE LIMITED	Purchase	45.75	Ordinary	3,284	3,284
23-Sep-2022	STATE STREET GLOBAL ADVISORS EUROPE LIMITED	Purchase	43.28	Ordinary	123	123
26-Sep-2022	STATE STREET GLOBAL ADVISORS EUROPE LIMITED	Purchase	44.06	Ordinary	2,706	2,706
26-Sep-2022	STATE STREET GLOBAL ADVISORS EUROPE LIMITED	Purchase	44.06	Ordinary	16,026	16,026
27-Sep-2022	STATE STREET GLOBAL ADVISORS EUROPE LIMITED	Purchase	44.03	Ordinary	246	246
28-Sep-2022	STATE STREET GLOBAL ADVISORS EUROPE LIMITED	Sale	43.38	Ordinary	(149)	(149)
29-Sep-2022	STATE STREET GLOBAL ADVISORS EUROPE LIMITED	Sale	44.02	Ordinary	(5,843)	(5,843)
30-Sep-2022	STATE STREET GLOBAL ADVISORS EUROPE LIMITED	Purchase	42.72	Ordinary	1,142	1,142
30-Sep-2022	STATE STREET GLOBAL ADVISORS EUROPE LIMITED	Sale	42.72	Ordinary	(5,505)	(5,505)
03-Oct-2022	STATE STREET GLOBAL ADVISORS EUROPE LIMITED	Sale	42.98	Ordinary	(6,151)	(6,151)
06-Oct-2022	STATE STREET GLOBAL ADVISORS EUROPE LIMITED	Purchase	45.04	Ordinary	18,392	16,392
11-Oct-2022	STATE STREET GLOBAL ADVISORS EUROPE LIMITED	Purchase	44.02	Ordinary	1,364	1,364
11-Oct-2022	STATE STREET GLOBAL ADVISORS EUROPE LIMITED	Sale	44.02	Ordinary	(656)	(656)
12-Oct-2022	STATE STREET GLOBAL ADVISORS EUROPE LIMITED	Purchase	44.13	Ordinary	2,448	2,448
12-Oct-2022	STATE STREET GLOBAL ADVISORS EUROPE LIMITED	Sale	44.13	Ordinary	(1,992)	(1,992)
13-Oct-2022	STATE STREET GLOBAL ADVISORS EUROPE LIMITED	Purchase	44.01	Ordinary	1,572	1,572
14-Oct-2022	STATE STREET GLOBAL ADVISORS EUROPE LIMITED	Purchase	44.87	Ordinary	3,100	3,100
14-Oct-2022	STATE STREET GLOBAL ADVISORS EUROPE LIMITED	Sale	44.52	Ordinary	(454)	(454)
14-Oct-2022	STATE STREET GLOBAL ADVISORS EUROPE LIMITED	Sale	44.87	Ordinary	(2,001)	(2,001)
18-Oct-2022	STATE STREET GLOBAL ADVISORS EUROPE LIMITED	Purchase	44.90	Ordinary	21,774	21,774
18-Oct-2022	STATE STREET GLOBAL ADVISORS EUROPE LIMITED	Sale	44.90	Ordinary	(2,599)	(2,599)
21-Oct-2022	STATE STREET GLOBAL ADVISORS EUROPE LIMITED	Sale	43.29	Ordinary	(6,121)	(6,121)
25-Oct-2022	STATE STREET GLOBAL ADVISORS EUROPE LIMITED	Purchase	44.59	Ordinary	4,085	4,085
25-Oct-2022	STATE STREET GLOBAL ADVISORS EUROPE LIMITED	Sale	44.59	Ordinary	(896)	(896)
26-Oct-2022	STATE STREET GLOBAL ADVISORS EUROPE LIMITED	Sale	44.37	Ordinary	(178)	(178)
26-Oct-2022	STATE STREET GLOBAL ADVISORS EUROPE LIMITED	Sale	44.37	Ordinary	(1,520)	(1,520)
28-Oct-2022	STATE STREET GLOBAL ADVISORS EUROPE LIMITED	Purchase	44.04	Ordinary	719	719
28-Oct-2022	STATE STREET GLOBAL ADVISORS EUROPE LIMITED	Purchase	44.30	Ordinary	715	715
31-Oct-2022	STATE STREET GLOBAL ADVISORS EUROPE LIMITED	Sale	44.01	Ordinary	(4,017)	(4,017)
02-Nov-2022	STATE STREET GLOBAL ADVISORS EUROPE LIMITED	Purchase	46.80	Ordinary	248	248
04-Nov-2022	STATE STREET GLOBAL ADVISORS EUROPE LIMITED	Sale	45.23	Ordinary	(1,240)	(1,240)
07-Nov-2022	STATE STREET GLOBAL ADVISORS EUROPE LIMITED	Purchase	45.78	Ordinary	248	248
10-Nov-2022	STATE STREET GLOBAL ADVISORS EUROPE LIMITED	Sale	46.22	Ordinary	(1,444)	(1,444)
11-Nov-2022	STATE STREET GLOBAL ADVISORS EUROPE LIMITED	Purchase	47.82	Ordinary	1,182	1,182
17-Nov-2022	STATE STREET GLOBAL ADVISORS EUROPE LIMITED	Sale	45.64	Ordinary	(3,637)	(3,637)
18-Nov-2022	STATE STREET GLOBAL ADVISORS EUROPE LIMITED	Purchase	47.57	Ordinary	3,236	3,236
22-Nov-2022	STATE STREET GLOBAL ADVISORS EUROPE LIMITED	Sale	48.18	Ordinary	(5,298)	(5,298)
23-Nov-2022	STATE STREET GLOBAL ADVISORS EUROPE LIMITED	Sale	48.96	Ordinary	(875)	(875)
24-Nov-2022	STATE STREET GLOBAL ADVISORS EUROPE LIMITED	Purchase	49.08	Ordinary	2,315	2,315
24-Nov-2022	STATE STREET GLOBAL ADVISORS EUROPE LIMITED	Sale	48.85	Ordinary	(973)	(973)
30-Nov-2022	STATE STREET GLOBAL ADVISORS EUROPE LIMITED	Purchase	48.57	Ordinary	8,520	8,520
30-Nov-2022	STATE STREET GLOBAL ADVISORS EUROPE LIMITED	Sale	48.57	Ordinary	(15)	(15)
01-Dec-2022	STATE STREET GLOBAL ADVISORS EUROPE LIMITED	Purchase	49.20	Ordinary	4,645	4,645
05-Dec-2022	STATE STREET GLOBAL ADVISORS EUROPE LIMITED	Sale	48.40	Ordinary	(629)	(629)
06-Dec-2022	STATE STREET GLOBAL ADVISORS EUROPE LIMITED	Purchase	48.36	Ordinary	620	620
07-Dec-2022	STATE STREET GLOBAL ADVISORS EUROPE LIMITED	Sale	47.64	Ordinary	(642)	(642)
09-Dec-2022	STATE STREET GLOBAL ADVISORS EUROPE LIMITED	Sale	47.92	Ordinary	(762)	(762)
12-Dec-2022	STATE STREET GLOBAL ADVISORS EUROPE LIMITED	Purchase	47.75	Ordinary	1,215	1,215
15-Dec-2022	STATE STREET GLOBAL ADVISORS EUROPE LIMITED	Purchase	47.65	Ordinary	7,000	7,000
16-Dec-2022	STATE STREET GLOBAL ADVISORS EUROPE LIMITED	Purchase	46.97	Ordinary	15,211	15,211
16-Dec-2022	STATE STREET GLOBAL ADVISORS EUROPE LIMITED	Purchase	46.97	Ordinary	5,217	5,217
16-Dec-2022	STATE STREET GLOBAL ADVISORS EUROPE LIMITED	Sale	46.97	Ordinary	(15,338)	(15,338)
21-Dec-2022	STATE STREET GLOBAL ADVISORS EUROPE LIMITED	Purchase	45.81	Ordinary	248	248
30-Dec-2022	STATE STREET GLOBAL ADVISORS EUROPE LIMITED	Purchase	45.91	Ordinary	2,142	2,142
04-Jan-2023	STATE STREET GLOBAL ADVISORS EUROPE LIMITED	Sale	46.43	Ordinary	(948)	(948)
06-Jan-2023	STATE STREET GLOBAL ADVISORS EUROPE LIMITED	Sale	47.01	Ordinary	(929)	(929)
12-Jan-2023	STATE STREET GLOBAL ADVISORS EUROPE LIMITED	Sale	47.82	Ordinary	(750)	(750)
13-Jan-2023	STATE STREET GLOBAL ADVISORS EUROPE LIMITED	Purchase	48.15	Ordinary	6,114	6,114
18-Jan-2023	STATE STREET GLOBAL ADVISORS EUROPE LIMITED	Purchase	49.36	Ordinary	2,491	2,491
19-Jan-2023	STATE STREET GLOBAL ADVISORS EUROPE LIMITED	Sale	49.32	Ordinary	(782)	(782)
24-Jan-2023	STATE STREET GLOBAL ADVISORS EUROPE LIMITED	Purchase	49.16	Ordinary	500	500
25-Jan-2023	STATE STREET GLOBAL ADVISORS EUROPE LIMITED	Purchase	49.34	Ordinary	247	247
27-Jan-2023	STATE STREET GLOBAL ADVISORS EUROPE LIMITED	Purchase	49.43	Ordinary	1,190	1,190
27-Jan-2023	STATE STREET GLOBAL ADVISORS EUROPE LIMITED	Purchase	49.62	Ordinary	484	484
30-Jan-2023	STATE STREET GLOBAL ADVISORS EUROPE LIMITED	Purchase	49.47	Ordinary	14	14
31-Jan-2023	STATE STREET GLOBAL ADVISORS EUROPE LIMITED	Purchase	49.51	Ordinary	7,658	7,658
31-Jan-2023	STATE STREET GLOBAL ADVISORS EUROPE LIMITED	Purchase	49.65	Ordinary	4,388	4,388
01-Feb-2023	STATE STREET GLOBAL ADVISORS EUROPE LIMITED	Purchase	49.65	Ordinary	375	375
02-Feb-2023	STATE STREET GLOBAL ADVISORS EUROPE LIMITED	Purchase	50.05	Ordinary	500	500
02-Feb-2023	STATE STREET GLOBAL ADVISORS EUROPE LIMITED	Sale	50.06	Ordinary	(1,059)	(1,059)
13-Feb-2023	STATE STREET GLOBAL ADVISORS EUROPE LIMITED	Sale	48.81	Ordinary	(4,059)	(4,059)
14-Feb-2023	STATE STREET GLOBAL ADVISORS EUROPE LIMITED	Purchase	48.70	Ordinary	382	382
14-Feb-2023	STATE STREET GLOBAL ADVISORS EUROPE LIMITED	Purchase	48.70	Ordinary	94	94
14-Feb-2023	STATE STREET GLOBAL ADVISORS EUROPE LIMITED	Sale	49.33	Ordinary	(313)	(313)
15-Feb-2023	STATE STREET GLOBAL ADVISORS EUROPE LIMITED	Purchase	49.35	Ordinary	250	250
15-Feb-2023	STATE STREET GLOBAL ADVISORS EUROPE LIMITED	Sale	49.35	Ordinary	(2,683)	(2,683)
21-Feb-2023	STATE STREET GLOBAL ADVISORS EUROPE LIMITED	Purchase	49.77	Ordinary	250	250
21-Feb-2023	STATE STREET GLOBAL ADVISORS EUROPE LIMITED	Sale	49.67	Ordinary	(670)	(670)
22-Feb-2023	STATE STREET GLOBAL ADVISORS EUROPE LIMITED	Sale	49.22	Ordinary	(1,345)	(1,345)
28-Feb-2023	STATE STREET GLOBAL ADVISORS EUROPE LIMITED	Purchase	48.24	Ordinary	975	975
03-Mar-2023	STATE STREET GLOBAL ADVISORS EUROPE LIMITED	Sale	48.05	Ordinary	(1,068)	(1,068)
09-Mar-2023	STATE STREET GLOBAL ADVISORS EUROPE LIMITED	Sale	50.30	Ordinary	(4,749)	(4,749)
13-Mar-2023	STATE STREET GLOBAL ADVISORS EUROPE LIMITED	Purchase	49.50	Ordinary	252	252
17-Mar-2023	STATE STREET GLOBAL ADVISORS EUROPE LIMITED	Purchase	49.61	Ordinary	504	504
21-Mar-2023	STATE STREET GLOBAL ADVISORS EUROPE LIMITED	Purchase	48.95	Ordinary	378	378
23-Mar-2023	STATE STREET GLOBAL ADVISORS EUROPE LIMITED	Sale	49.60	Ordinary	(10,847)	(10,847)
27-Mar-2023	STATE STREET GLOBAL ADVISORS EUROPE LIMITED	Purchase	49.37	Ordinary	1,008	1,008
27-Mar-2023	STATE STREET GLOBAL ADVISORS EUROPE LIMITED	Sale	49.91	Ordinary	(1,561)	(1,561)
28-Mar-2023	STATE STREET GLOBAL ADVISORS EUROPE LIMITED	Purchase	49.58	Ordinary	15,482	15,482
29-Mar-2023	STATE STREET GLOBAL ADVISORS EUROPE LIMITED	Purchase	50.03	Ordinary	2,921	2,921
31-Mar-2023	STATE STREET GLOBAL ADVISORS EUROPE LIMITED	Purchase	50.35	Ordinary	11,377	11,377
31-Mar-2023	STATE STREET GLOBAL ADVISORS EUROPE LIMITED	Sale	50.25	Ordinary	(20,599)	(20,599)
03-Apr-2023	STATE STREET GLOBAL ADVISORS EUROPE LIMITED	Purchase	51.18	Ordinary	4,052	4,052
05-Apr-2023	STATE STREET GLOBAL ADVISORS EUROPE LIMITED	Purchase	51.38	Ordinary	25,992	25,992
12-Apr-2023	STATE STREET GLOBAL ADVISORS EUROPE LIMITED	Purchase	52.10	Ordinary	890	890
17-Apr-2023	STATE STREET GLOBAL ADVISORS EUROPE LIMITED	Purchase	52.09	Ordinary	512	512
18-Apr-2023	STATE STREET GLOBAL ADVISORS EUROPE LIMITED	Purchase	51.90	Ordinary	9,123	9,123
21-Apr-2023	STATE STREET GLOBAL ADVISORS EUROPE LIMITED	Purchase	52.03	Ordinary	504	504
26-Apr-2023	STATE STREET GLOBAL ADVISORS EUROPE LIMITED	Purchase	52.64	Ordinary	252	252
27-Apr-2023	STATE STREET GLOBAL ADVISORS EUROPE LIMITED	Purchase	52.34	Ordinary	2,289	2,289
28-Apr-2023	STATE STREET GLOBAL ADVISORS EUROPE LIMITED	Purchase	51.97	Ordinary	1,077	1,077
02-May-2023	STATE STREET GLOBAL ADVISORS EUROPE LIMITED	Purchase	51.36	Ordinary	1,073	1,073
03-May-2023	STATE STREET GLOBAL ADVISORS EUROPE LIMITED	Purchase	51.44	Ordinary	378	378
05-May-2023	STATE STREET GLOBAL ADVISORS EUROPE LIMITED	Purchase	51.51	Ordinary	252	252
10-May-2023	STATE STREET GLOBAL ADVISORS EUROPE LIMITED	Purchase	51.35	Ordinary	504	504
10-May-2023	STATE STREET GLOBAL ADVISORS EUROPE LIMITED	Sale	51.35	Ordinary	(12,561)	(12,561)
11-May-2023	STATE STREET GLOBAL ADVISORS EUROPE LIMITED	Purchase	51.30	Ordinary	14	14
17-May-2023	STATE STREET GLOBAL ADVISORS EUROPE LIMITED	Sale	51.00	Ordinary	(678)	(678)
19-May-2023	STATE STREET GLOBAL ADVISORS EUROPE LIMITED	Purchase	51.17	Ordinary	252	252
23-May-2023	STATE STREET GLOBAL ADVISORS EUROPE LIMITED	Sale	49.91	Ordinary	(645)	(645)
24-May-2023	STATE STREET GLOBAL ADVISORS EUROPE LIMITED	Purchase	49.62	Ordinary	1,028	1,028
26-May-2023	STATE STREET GLOBAL ADVISORS EUROPE LIMITED	Purchase	48.93	Ordinary	378	378
26-May-2023	STATE STREET GLOBAL ADVISORS EUROPE LIMITED	Sale	48.93	Ordinary	(153)	(153)
31-May-2023	STATE STREET GLOBAL ADVISORS EUROPE LIMITED	Purchase	47.67	Ordinary	2,978	2,978
31-May-2023	STATE STREET GLOBAL ADVISORS EUROPE LIMITED	Purchase	47.67	Ordinary	5,291	5,291
31-May-2023	STATE STREET GLOBAL ADVISORS EUROPE LIMITED	Purchase	47.67	Ordinary	11,118	11,118
31-May-2023	STATE STREET GLOBAL ADVISORS EUROPE LIMITED	Sale	47.67	Ordinary	(2,978)	(2,978)
31-May-2023	STATE STREET GLOBAL ADVISORS EUROPE LIMITED	Sale	47.67	Ordinary	(3,696)	(3,696)
02-Jun-2023	STATE STREET GLOBAL ADVISORS EUROPE LIMITED	Purchase	47.79	Ordinary	4,152	4,152
07-Jun-2023	STATE STREET GLOBAL ADVISORS EUROPE LIMITED	Purchase	48.00	Ordinary	779	779
09-Jun-2023	STATE STREET GLOBAL ADVISORS EUROPE LIMITED	Sale	47.58	Ordinary	(1,320)	(1,320)
09-Jun-2023	STATE STREET GLOBAL ADVISORS EUROPE LIMITED	Sale	47.58	Ordinary	(669)	(669)
13-Jun-2023	STATE STREET GLOBAL ADVISORS EUROPE LIMITED	Sale	47.73	Ordinary	(3,937)	(3,937)
14-Jun-2023	STATE STREET GLOBAL ADVISORS EUROPE LIMITED	Purchase	48.20	Ordinary	1,144	1,144
16-Jun-2023	STATE STREET GLOBAL ADVISORS EUROPE LIMITED	Purchase	49.03	Ordinary	16,459	16,459
21-Jun-2023	STATE STREET GLOBAL ADVISORS EUROPE LIMITED	Purchase	49.06	Ordinary	11,227	11,227

21-Jun-2023	STATE STREET GLOBAL ADVISORS EUROPE LIMITED	Sale	49.06	Ordinary	(1,953)	(1,953)
22-Jun-2023	STATE STREET GLOBAL ADVISORS EUROPE LIMITED	Purchase	48.42	Ordinary	882	882
26-Jun-2023	STATE STREET GLOBAL ADVISORS EUROPE LIMITED	Purchase	48.30	Ordinary	1,260	1,260
27-Jun-2023	STATE STREET GLOBAL ADVISORS EUROPE LIMITED	Purchase	48.40	Ordinary	10,588	10,588
29-Jun-2023	STATE STREET GLOBAL ADVISORS EUROPE LIMITED	Purchase	49.08	Ordinary	1,277	1,277
03-Jul-2023	STATE STREET GLOBAL ADVISORS EUROPE LIMITED	Purchase	50.01	Ordinary	630	630
03-Jul-2023	STATE STREET GLOBAL ADVISORS EUROPE LIMITED	Sale	50.02	Ordinary	(842)	(842)
05-Jul-2023	STATE STREET GLOBAL ADVISORS EUROPE LIMITED	Purchase	49.80	Ordinary	419	419
10-Jul-2023	STATE STREET GLOBAL ADVISORS EUROPE LIMITED	Sale	46.79	Ordinary	(677)	(677)
11-Jul-2023	STATE STREET GLOBAL ADVISORS EUROPE LIMITED	Purchase	47.58	Ordinary	9,286	9,286
18-Jul-2023	STATE STREET GLOBAL ADVISORS EUROPE LIMITED	Purchase	49.02	Ordinary	750	750
18-Jul-2023	STATE STREET GLOBAL ADVISORS EUROPE LIMITED	Purchase	49.02	Ordinary	504	504
19-Jul-2023	STATE STREET GLOBAL ADVISORS EUROPE LIMITED	Purchase	49.25	Ordinary	378	378
25-Jul-2023	STATE STREET GLOBAL ADVISORS EUROPE LIMITED	Purchase	48.82	Ordinary	630	630
27-Jul-2023	STATE STREET GLOBAL ADVISORS EUROPE LIMITED	Purchase	50.15	Ordinary	12,865	12,865
28-Jul-2023	STATE STREET GLOBAL ADVISORS EUROPE LIMITED	Purchase	49.61	Ordinary	1,013	1,013
31-Jul-2023	STATE STREET GLOBAL ADVISORS EUROPE LIMITED	Purchase	49.65	Ordinary	8,689	8,689
01-Aug-2023	STATE STREET GLOBAL ADVISORS EUROPE LIMITED	Purchase	50.15	Ordinary	639	639
01-Aug-2023	STATE STREET GLOBAL ADVISORS EUROPE LIMITED	Purchase	50.15	Ordinary	5,041	5,041
01-Aug-2023	STATE STREET GLOBAL ADVISORS EUROPE LIMITED	Sale	50.15	Ordinary	(94)	(94)
03-Aug-2023	STATE STREET GLOBAL ADVISORS EUROPE LIMITED	Purchase	49.55	Ordinary	8,907	8,907
03-Aug-2023	STATE STREET GLOBAL ADVISORS EUROPE LIMITED	Purchase	49.58	Ordinary	17	17
07-Aug-2023	STATE STREET GLOBAL ADVISORS EUROPE LIMITED	Purchase	49.98	Ordinary	254	254
07-Aug-2023	STATE STREET GLOBAL ADVISORS EUROPE LIMITED	Purchase	49.99	Ordinary	117	117
10-Aug-2023	STATE STREET GLOBAL ADVISORS EUROPE LIMITED	Purchase	50.49	Ordinary	13,460	13,460
11-Aug-2023	STATE STREET GLOBAL ADVISORS EUROPE LIMITED	Purchase	50.89	Ordinary	635	635
14-Aug-2023	STATE STREET GLOBAL ADVISORS EUROPE LIMITED	Purchase	50.72	Ordinary	4,180	4,180
16-Aug-2023	STATE STREET GLOBAL ADVISORS EUROPE LIMITED	Purchase	50.33	Ordinary	508	508
17-Aug-2023	STATE STREET GLOBAL ADVISORS EUROPE LIMITED	Purchase	49.25	Ordinary	10,150	10,150
18-Aug-2023	STATE STREET GLOBAL ADVISORS EUROPE LIMITED	Purchase	49.41	Ordinary	425	425
18-Aug-2023	STATE STREET GLOBAL ADVISORS EUROPE LIMITED	Sale	49.41	Ordinary	(14,718)	(14,718)
21-Aug-2023	STATE STREET GLOBAL ADVISORS EUROPE LIMITED	Purchase	49.62	Ordinary	25,413	25,413
25-Aug-2023	STATE STREET GLOBAL ADVISORS EUROPE LIMITED	Purchase	51.00	Ordinary	16,903	16,903
31-Aug-2023	STATE STREET GLOBAL ADVISORS EUROPE LIMITED	Purchase	53.83	Ordinary	969	969
31-Aug-2023	STATE STREET GLOBAL ADVISORS EUROPE LIMITED	Purchase	53.83	Ordinary	350	350
31-Aug-2023	STATE STREET GLOBAL ADVISORS EUROPE LIMITED	Purchase	53.87	Ordinary	89,790	89,790
31-Aug-2023	STATE STREET GLOBAL ADVISORS EUROPE LIMITED	Sale	53.87	Ordinary	(705)	(705)
01-Sep-2023	STATE STREET GLOBAL ADVISORS EUROPE LIMITED	In specie redemption	n/a	Ordinary	(75,271)	(75,271)
06-Sep-2023	STATE STREET GLOBAL ADVISORS EUROPE LIMITED	Purchase	53.71	Ordinary	381	381
12-Sep-2023	STATE STREET GLOBAL ADVISORS EUROPE LIMITED	Purchase	53.45	Ordinary	381	381
13-Sep-2023	STATE STREET GLOBAL ADVISORS EUROPE LIMITED	Purchase	53.13	Ordinary	381	381
14-Sep-2023	STATE STREET GLOBAL ADVISORS EUROPE LIMITED	Sale	53.28	Ordinary	(2,283)	(2,283)
15-Sep-2023	STATE STREET GLOBAL ADVISORS EUROPE LIMITED	Purchase	53.70	Ordinary	13,389	13,389
15-Sep-2023	STATE STREET GLOBAL ADVISORS EUROPE LIMITED	Sale	53.70	Ordinary	(18,729)	(18,729)
18-Sep-2023	STATE STREET GLOBAL ADVISORS EUROPE LIMITED	Sale	53.23	Ordinary	(530)	(530)
20-Sep-2023	STATE STREET GLOBAL ADVISORS EUROPE LIMITED	Purchase	53.63	Ordinary	17	17
21-Sep-2023	STATE STREET GLOBAL ADVISORS EUROPE LIMITED	Sale	53.76	Ordinary	(3,051)	(3,051)
22-Sep-2023	STATE STREET GLOBAL ADVISORS EUROPE LIMITED	Purchase	53.23	Ordinary	901	901
22-Sep-2023	STATE STREET GLOBAL ADVISORS EUROPE LIMITED	Sale	53.23	Ordinary	(769)	(769)
26-Sep-2023	STATE STREET GLOBAL ADVISORS EUROPE LIMITED	Purchase	53.19	Ordinary	520	520
26-Sep-2023	STATE STREET GLOBAL ADVISORS EUROPE LIMITED	Sale	53.19	Ordinary	(102)	(102)
27-Sep-2023	STATE STREET GLOBAL ADVISORS EUROPE LIMITED	Purchase	53.08	Ordinary	381	381
29-Sep-2023	STATE STREET GLOBAL ADVISORS EUROPE LIMITED	Purchase	52.86	Ordinary	626	626
02-Oct-2023	STATE STREET GLOBAL ADVISORS EUROPE LIMITED	Sale	52.95	Ordinary	(626)	(626)
03-Oct-2023	STATE STREET GLOBAL ADVISORS EUROPE LIMITED	Purchase	52.72	Ordinary	1,270	1,270
04-Oct-2023	STATE STREET GLOBAL ADVISORS EUROPE LIMITED	Purchase	52.39	Ordinary	17	17
05-Oct-2023	STATE STREET GLOBAL ADVISORS EUROPE LIMITED	Purchase	52.57	Ordinary	360	360
06-Oct-2023	STATE STREET GLOBAL ADVISORS EUROPE LIMITED	Purchase	51.65	Ordinary	363	363
06-Oct-2023	STATE STREET GLOBAL ADVISORS EUROPE LIMITED	Sale	51.65	Ordinary	(275)	(275)
09-Oct-2023	STATE STREET GLOBAL ADVISORS EUROPE LIMITED	Purchase	52.55	Ordinary	512	512
10-Oct-2023	STATE STREET GLOBAL ADVISORS EUROPE LIMITED	Purchase	52.21	Ordinary	595	595
10-Oct-2023	STATE STREET GLOBAL ADVISORS EUROPE LIMITED	Sale	52.17	Ordinary	(1,297)	(1,297)
11-Oct-2023	STATE STREET GLOBAL ADVISORS EUROPE LIMITED	Purchase	52.13	Ordinary	100	100
11-Oct-2023	STATE STREET GLOBAL ADVISORS EUROPE LIMITED	Purchase	52.66	Ordinary	1,536	1,536
12-Oct-2023	STATE STREET GLOBAL ADVISORS EUROPE LIMITED	Sale	52.52	Ordinary	(1,267)	(1,267)
12-Oct-2023	STATE STREET GLOBAL ADVISORS EUROPE LIMITED	Sale	52.95	Ordinary	(177)	(177)
18-Oct-2023	STATE STREET GLOBAL ADVISORS EUROPE LIMITED	Purchase	52.58	Ordinary	1,792	1,792
20-Oct-2023	STATE STREET GLOBAL ADVISORS EUROPE LIMITED	Sale	51.27	Ordinary	(28)	(28)
23-Oct-2023	STATE STREET GLOBAL ADVISORS EUROPE LIMITED	Purchase	51.24	Ordinary	768	768
23-Oct-2023	STATE STREET GLOBAL ADVISORS EUROPE LIMITED	Sale	51.24	Ordinary	(520)	(520)
25-Oct-2023	STATE STREET GLOBAL ADVISORS EUROPE LIMITED	Purchase	50.82	Ordinary	9,865	9,865
26-Oct-2023	STATE STREET GLOBAL ADVISORS EUROPE LIMITED	Purchase	50.37	Ordinary	8,086	8,086
26-Oct-2023	STATE STREET GLOBAL ADVISORS EUROPE LIMITED	Purchase	50.37	Ordinary	5,804	5,804
30-Oct-2023	STATE STREET GLOBAL ADVISORS EUROPE LIMITED	Sale	50.16	Ordinary	(157)	(157)
01-Nov-2023	STATE STREET GLOBAL ADVISORS EUROPE LIMITED	Purchase	51.02	Ordinary	5,055	5,055
03-Nov-2023	STATE STREET GLOBAL ADVISORS EUROPE LIMITED	Purchase	52.32	Ordinary	384	384
08-Nov-2023	STATE STREET GLOBAL ADVISORS EUROPE LIMITED	Purchase	52.81	Ordinary	512	512
08-Nov-2023	STATE STREET GLOBAL ADVISORS EUROPE LIMITED	Sale	53.28	Ordinary	(1,205)	(1,205)
10-Nov-2023	STATE STREET GLOBAL ADVISORS EUROPE LIMITED	Purchase	53.08	Ordinary	3,190	3,190
14-Nov-2023	STATE STREET GLOBAL ADVISORS EUROPE LIMITED	Purchase	53.24	Ordinary	1,664	1,664
15-Nov-2023	STATE STREET GLOBAL ADVISORS EUROPE LIMITED	Purchase	54.19	Ordinary	256	256
16-Nov-2023	STATE STREET GLOBAL ADVISORS EUROPE LIMITED	Purchase	53.99	Ordinary	640	640
17-Nov-2023	STATE STREET GLOBAL ADVISORS EUROPE LIMITED	Purchase	53.00	Ordinary	896	896
20-Nov-2023	STATE STREET GLOBAL ADVISORS EUROPE LIMITED	Purchase	53.18	Ordinary	117	117
20-Nov-2023	STATE STREET GLOBAL ADVISORS EUROPE LIMITED	Sale	53.21	Ordinary	(62)	(62)
24-Nov-2023	STATE STREET GLOBAL ADVISORS EUROPE LIMITED	Purchase	52.35	Ordinary	896	896
27-Nov-2023	STATE STREET GLOBAL ADVISORS EUROPE LIMITED	Sale	52.04	Ordinary	(764)	(764)
28-Nov-2023	STATE STREET GLOBAL ADVISORS EUROPE LIMITED	Purchase	52.22	Ordinary	861	861
30-Nov-2023	STATE STREET GLOBAL ADVISORS EUROPE LIMITED	Purchase	52.66	Ordinary	9,150	9,150
30-Nov-2023	STATE STREET GLOBAL ADVISORS EUROPE LIMITED	Sale	52.66	Ordinary	(1,761)	(1,761)
04-Dec-2023	STATE STREET GLOBAL ADVISORS EUROPE LIMITED	Purchase	52.74	Ordinary	384	384
05-Dec-2023	STATE STREET GLOBAL ADVISORS EUROPE LIMITED	Purchase	52.42	Ordinary	1,024	1,024
06-Dec-2023	STATE STREET GLOBAL ADVISORS EUROPE LIMITED	Purchase	53.30	Ordinary	256	256
07-Dec-2023	STATE STREET GLOBAL ADVISORS EUROPE LIMITED	Purchase	53.28	Ordinary	768	768
07-Dec-2023	STATE STREET GLOBAL ADVISORS EUROPE LIMITED	Sale	53.28	Ordinary	(3,982)	(3,982)
08-Dec-2023	STATE STREET GLOBAL ADVISORS EUROPE LIMITED	Sale	53.70	Ordinary	(459)	(459)
14-Dec-2023	STATE STREET GLOBAL ADVISORS EUROPE LIMITED	Purchase	52.97	Ordinary	21,744	21,744
15-Dec-2023	STATE STREET GLOBAL ADVISORS EUROPE LIMITED	Purchase	55.00	Ordinary	29,313	29,313
15-Dec-2023	STATE STREET GLOBAL ADVISORS EUROPE LIMITED	Sale	55.00	Ordinary	(3,584)	(3,584)
18-Dec-2023	STATE STREET GLOBAL ADVISORS EUROPE LIMITED	Purchase	54.83	Ordinary	3,247	3,247
19-Dec-2023	STATE STREET GLOBAL ADVISORS EUROPE LIMITED	Sale	55.53	Ordinary	(2,390)	(2,390)
21-Dec-2023	STATE STREET GLOBAL ADVISORS EUROPE LIMITED	Sale	55.94	Ordinary	(3,825)	(3,825)
28-Dec-2023	STATE STREET GLOBAL ADVISORS EUROPE LIMITED	Purchase	52.00	Ordinary	5,200	5,200
02-Jan-2024	STATE STREET GLOBAL ADVISORS EUROPE LIMITED	Purchase	57.51	Ordinary	768	768
04-Jan-2024	STATE STREET GLOBAL ADVISORS EUROPE LIMITED	Purchase	56.78	Ordinary	896	896
04-Jan-2024	STATE STREET GLOBAL ADVISORS EUROPE LIMITED	Sale	56.78	Ordinary	(21,031)	(21,031)
04-Jan-2024	STATE STREET GLOBAL ADVISORS EUROPE LIMITED	Sale	56.78	Ordinary	(3,556)	(3,556)
09-Jan-2024	STATE STREET GLOBAL ADVISORS EUROPE LIMITED	Purchase	56.87	Ordinary	1,152	1,152
09-Jan-2024	STATE STREET GLOBAL ADVISORS EUROPE LIMITED	Sale	56.87	Ordinary	(575)	(575)
16-Jan-2024	STATE STREET GLOBAL ADVISORS EUROPE LIMITED	Purchase	56.98	Ordinary	11,023	11,023
16-Jan-2024	STATE STREET GLOBAL ADVISORS EUROPE LIMITED	Sale	56.98	Ordinary	(1,373)	(1,373)
17-Jan-2024	STATE STREET GLOBAL ADVISORS EUROPE LIMITED	Purchase	57.05	Ordinary	512	512
18-Jan-2024	STATE STREET GLOBAL ADVISORS EUROPE LIMITED	Purchase	57.11	Ordinary	640	640
22-Jan-2024	STATE STREET GLOBAL ADVISORS EUROPE LIMITED	Purchase	58.10	Ordinary	2,176	2,176
22-Jan-2024	STATE STREET GLOBAL ADVISORS EUROPE LIMITED	Purchase	58.12	Ordinary	6,898	6,898
23-Jan-2024	STATE STREET GLOBAL ADVISORS EUROPE LIMITED	Sale	57.95	Ordinary	(3,529)	(3,529)
23-Jan-2024	STATE STREET GLOBAL ADVISORS EUROPE LIMITED	Sale	57.95	Ordinary	(17,371)	(17,371)
25-Jan-2024	STATE STREET GLOBAL ADVISORS EUROPE LIMITED	In specie redemption	n/a	Ordinary	(505,101)	(505,101)
29-Jan-2024	STATE STREET GLOBAL ADVISORS EUROPE LIMITED	Purchase	57.89	Ordinary	3,592	3,592
29-Jan-2024	STATE STREET GLOBAL ADVISORS EUROPE LIMITED	Sale	58.00	Ordinary	(3,254)	(3,254)
31-Jan-2024	STATE STREET GLOBAL ADVISORS EUROPE LIMITED	Purchase	58.17	Ordinary	10,249	10,249
31-Jan-2024	STATE STREET GLOBAL ADVISORS EUROPE LIMITED	Sale	58.21	Ordinary	(6,302)	(6,302)
05-Feb-2024	STATE STREET GLOBAL ADVISORS EUROPE LIMITED	Purchase	58.22	Ordinary	6,281	6,281
06-Feb-2024	STATE STREET GLOBAL ADVISORS EUROPE LIMITED	Purchase	58.07	Ordinary	516	516
09-Feb-2024	STATE STREET GLOBAL ADVISORS EUROPE LIMITED	Purchase	58.11	Ordinary	1,935	1,935
09-Feb-2024	STATE STREET GLOBAL ADVISORS EUROPE LIMITED	Sale	58.11	Ordinary	(5,322)	(5,322)
26-Feb-2024	STATE STREET GLOBAL ADVISORS EUROPE LIMITED	Purchase	66.15	Ordinary	928	928
26-Feb-2024	STATE STREET GLOBAL ADVISORS EUROPE LIMITED	Sale	66.24	Ordinary	(1,297)	(1,297)
27-Feb-2024	STATE STREET GLOBAL ADVISORS EUROPE LIMITED	Sale	66.59	Ordinary	(1,766)	(1,766)
27-Feb-2024	STATE STREET GLOBAL ADVISORS EUROPE LIMITED	Sale	66.59	Ordinary	(8,062)	(8,062)
27-Feb-2024	STATE STREET GLOBAL ADVISORS EUROPE LIMITED	Sale	66.59	Ordinary	(1,032)	(1,032)
29-Feb-2024	STATE STREET GLOBAL ADVISORS EUROPE LIMITED	Purchase	66.62	Ordinary	42,509	42,509
22-Jun-2022	STATE STREET GLOBAL ADVISORS LIMITED	Sale	42.63	Ordinary	(3,620)	(3,620)
23-Jun-2022	STATE STREET GLOBAL ADVISORS LIMITED	Sale	43.93	Ordinary	(1,860)	(1,860)
24-Jun-2022	STATE STREET GLOBAL ADVISORS LIMITED	Purchase	43.81	Ordinary	700	700
27-Jun-2022	STATE STREET GLOBAL ADVISORS LIMITED	Sale	44.15	Ordinary	(3,863)	(3,863)
28-Jun-2022	STATE STREET GLOBAL ADVISORS LIMITED	Sale	43.14	Ordinary	(9,208)	(9,208)
29-Jun-2022	STATE STREET GLOBAL ADVISORS LIMITED	Sale	42.68	Ordinary	(4,495)	(4,495)
30-Jun-2022	STATE STREET GLOBAL ADVISORS LIMITED	Purchase	41.91	Ordinary	352	352
30-Jun-2022	STATE STREET GLOBAL ADVISORS LIMITED	Purchase	42.05	Ordinary	6,213	6,213
30-Jun-2022	STATE STREET GLOBAL ADVISORS LIMITED	Sale	41.91	Ordinary	(6,894)	(6,894)
01-Jul-2022	STATE STREET GLOBAL ADVISORS LIMITED	Sale	42.15	Ordinary	(23,067)	(23,067)
05-Jul-2022	STATE STREET GLOBAL ADVISORS LIMITED	Purchase	43.45	Ordinary	1,796	1,796
06-Jul-2022	STATE STREET GLOBAL ADVISORS LIMITED	Purchase	44.15	Ordinary	878	878
08-Jul-2022	STATE STREET GLOBAL ADVISORS LIMITED	Sale	44.76	Ordinary	(544)	(544)

12-Jul-2022	STATE STREET GLOBAL ADVISORS LIMITED	Sale	44.78	Ordinary	(748)	(748)
12-Jul-2022	STATE STREET GLOBAL ADVISORS LIMITED	Sale	44.79	Ordinary	(5,320)	(5,320)
20-Jul-2022	STATE STREET GLOBAL ADVISORS LIMITED	Sale	46.80	Ordinary	(1,700)	(1,700)
21-Jul-2022	STATE STREET GLOBAL ADVISORS LIMITED	Purchase	47.58	Ordinary	3,420	3,420
29-Jul-2022	STATE STREET GLOBAL ADVISORS LIMITED	Sale	46.92	Ordinary	(2,431)	(2,431)
27-Jul-2022	STATE STREET GLOBAL ADVISORS LIMITED	Sale	46.36	Ordinary	(2,707)	(2,707)
01-Aug-2022	STATE STREET GLOBAL ADVISORS LIMITED	Sale	46.75	Ordinary	(507)	(507)
03-Aug-2022	STATE STREET GLOBAL ADVISORS LIMITED	Sale	47.05	Ordinary	(935)	(935)
04-Aug-2022	STATE STREET GLOBAL ADVISORS LIMITED	In specie redemption	n/a	Ordinary	(27,445)	(27,445)
10-Aug-2022	STATE STREET GLOBAL ADVISORS LIMITED	Purchase	47.04	Ordinary	3,054	3,054
18-Aug-2022	STATE STREET GLOBAL ADVISORS LIMITED	Sale	48.56	Ordinary	(11,553)	(11,553)
22-Aug-2022	STATE STREET GLOBAL ADVISORS LIMITED	Sale	48.23	Ordinary	(7,281)	(7,281)
22-Aug-2022	STATE STREET GLOBAL ADVISORS LIMITED	In specie application	n/a	Ordinary	9,500	9,500
24-Aug-2022	STATE STREET GLOBAL ADVISORS LIMITED	Sale	47.28	Ordinary	(4,026)	(4,026)
31-Aug-2022	STATE STREET GLOBAL ADVISORS LIMITED	Sale	47.01	Ordinary	(42,422)	(42,422)
31-Aug-2022	STATE STREET GLOBAL ADVISORS LIMITED	Sale	47.01	Ordinary	(13,801)	(13,801)
31-Aug-2022	STATE STREET GLOBAL ADVISORS LIMITED	Sale	47.01	Ordinary	(9,989)	(9,989)
01-Sep-2022	STATE STREET GLOBAL ADVISORS LIMITED	Sale	46.69	Ordinary	(828)	(828)
02-Sep-2022	STATE STREET GLOBAL ADVISORS LIMITED	Purchase	46.70	Ordinary	1,092	1,092
02-Sep-2022	STATE STREET GLOBAL ADVISORS LIMITED	Purchase	46.70	Ordinary	1,856	1,856
08-Sep-2022	STATE STREET GLOBAL ADVISORS LIMITED	Purchase	46.97	Ordinary	1,137	1,137
08-Sep-2022	STATE STREET GLOBAL ADVISORS LIMITED	Sale	46.69	Ordinary	(561)	(561)
09-Sep-2022	STATE STREET GLOBAL ADVISORS LIMITED	Sale	47.28	Ordinary	(1,163)	(1,163)
12-Sep-2022	STATE STREET GLOBAL ADVISORS LIMITED	Sale	47.82	Ordinary	(752)	(752)
16-Sep-2022	STATE STREET GLOBAL ADVISORS LIMITED	Purchase	45.02	Ordinary	15,083	15,083
16-Sep-2022	STATE STREET GLOBAL ADVISORS LIMITED	Sale	45.02	Ordinary	(35,812)	(35,812)
23-Sep-2022	STATE STREET GLOBAL ADVISORS LIMITED	Purchase	43.28	Ordinary	1,192	1,192
28-Sep-2022	STATE STREET GLOBAL ADVISORS LIMITED	Sale	43.15	Ordinary	(795)	(795)
29-Sep-2022	STATE STREET GLOBAL ADVISORS LIMITED	Purchase	44.09	Ordinary	3,303	3,303
29-Sep-2022	STATE STREET GLOBAL ADVISORS LIMITED	Sale	44.02	Ordinary	(26,163)	(26,163)
30-Sep-2022	STATE STREET GLOBAL ADVISORS LIMITED	Purchase	42.72	Ordinary	5,391	5,391
30-Sep-2022	STATE STREET GLOBAL ADVISORS LIMITED	Sale	42.72	Ordinary	(1,688)	(1,688)
30-Sep-2022	STATE STREET GLOBAL ADVISORS LIMITED	Sale	42.72	Ordinary	(7,439)	(7,439)
30-Sep-2022	STATE STREET GLOBAL ADVISORS LIMITED	Sale	42.92	Ordinary	(18,899)	(18,899)
03-Oct-2022	STATE STREET GLOBAL ADVISORS LIMITED	Purchase	43.89	Ordinary	849	849
05-Oct-2022	STATE STREET GLOBAL ADVISORS LIMITED	Purchase	45.42	Ordinary	918	918
05-Oct-2022	STATE STREET GLOBAL ADVISORS LIMITED	Sale	45.42	Ordinary	(3,969)	(3,969)
06-Oct-2022	STATE STREET GLOBAL ADVISORS LIMITED	Sale	45.04	Ordinary	(18,268)	(18,268)
10-Oct-2022	STATE STREET GLOBAL ADVISORS LIMITED	Sale	44.14	Ordinary	(815)	(815)
10-Oct-2022	STATE STREET GLOBAL ADVISORS LIMITED	Sale	44.15	Ordinary	(2,638)	(2,638)
11-Oct-2022	STATE STREET GLOBAL ADVISORS LIMITED	Purchase	44.02	Ordinary	3,500	3,500
13-Oct-2022	STATE STREET GLOBAL ADVISORS LIMITED	Purchase	44.14	Ordinary	1,415	1,415
17-Oct-2022	STATE STREET GLOBAL ADVISORS LIMITED	Sale	44.35	Ordinary	(9,500)	(9,500)
24-Oct-2022	STATE STREET GLOBAL ADVISORS LIMITED	Sale	44.18	Ordinary	(1,039)	(1,039)
26-Oct-2022	STATE STREET GLOBAL ADVISORS LIMITED	Sale	44.71	Ordinary	(15,479)	(15,479)
31-Oct-2022	STATE STREET GLOBAL ADVISORS LIMITED	Purchase	45.46	Ordinary	783	783
08-Nov-2022	STATE STREET GLOBAL ADVISORS LIMITED	Purchase	46.42	Ordinary	910	910
10-Nov-2022	STATE STREET GLOBAL ADVISORS LIMITED	Purchase	46.42	Ordinary	338	338
11-Nov-2022	STATE STREET GLOBAL ADVISORS LIMITED	Sale	47.82	Ordinary	(564)	(564)
16-Nov-2022	STATE STREET GLOBAL ADVISORS LIMITED	Purchase	46.49	Ordinary	4,159	4,159
21-Nov-2022	STATE STREET GLOBAL ADVISORS LIMITED	Sale	47.92	Ordinary	(3,877)	(3,877)
22-Nov-2022	STATE STREET GLOBAL ADVISORS LIMITED	Sale	48.18	Ordinary	(500)	(500)
23-Nov-2022	STATE STREET GLOBAL ADVISORS LIMITED	In specie redemption	n/a	Ordinary	(320,257)	(320,257)
24-Nov-2022	STATE STREET GLOBAL ADVISORS LIMITED	Sale	48.25	Ordinary	(9,348)	(9,348)
28-Nov-2022	STATE STREET GLOBAL ADVISORS LIMITED	Sale	48.52	Ordinary	(377)	(377)
29-Nov-2022	STATE STREET GLOBAL ADVISORS LIMITED	Purchase	48.36	Ordinary	10,577	10,577
30-Nov-2022	STATE STREET GLOBAL ADVISORS LIMITED	Sale	48.57	Ordinary	(7,225)	(7,225)
01-Dec-2022	STATE STREET GLOBAL ADVISORS LIMITED	Purchase	49.00	Ordinary	2,500	2,500
01-Dec-2022	STATE STREET GLOBAL ADVISORS LIMITED	Sale	49.00	Ordinary	(1,663)	(1,663)
05-Dec-2022	STATE STREET GLOBAL ADVISORS LIMITED	Purchase	48.99	Ordinary	1,506	1,506
07-Dec-2022	STATE STREET GLOBAL ADVISORS LIMITED	Sale	47.64	Ordinary	(3,765)	(3,765)
12-Dec-2022	STATE STREET GLOBAL ADVISORS LIMITED	Purchase	47.75	Ordinary	5,850	5,850
14-Dec-2022	STATE STREET GLOBAL ADVISORS LIMITED	Sale	48.19	Ordinary	(7,583)	(7,583)
14-Dec-2022	STATE STREET GLOBAL ADVISORS LIMITED	In specie application	n/a	Ordinary	14,232	14,232
16-Dec-2022	STATE STREET GLOBAL ADVISORS LIMITED	Purchase	46.97	Ordinary	8,965	8,965
16-Dec-2022	STATE STREET GLOBAL ADVISORS LIMITED	Sale	48.22	Ordinary	(507)	(507)
21-Dec-2022	STATE STREET GLOBAL ADVISORS LIMITED	Sale	45.81	Ordinary	(2,757)	(2,757)
23-Dec-2022	STATE STREET GLOBAL ADVISORS LIMITED	Purchase	46.06	Ordinary	251	251
30-Dec-2022	STATE STREET GLOBAL ADVISORS LIMITED	Sale	45.91	Ordinary	(6,477)	(6,477)
03-Jan-2023	STATE STREET GLOBAL ADVISORS LIMITED	Purchase	45.46	Ordinary	4,386	4,386
04-Jan-2023	STATE STREET GLOBAL ADVISORS LIMITED	Purchase	46.41	Ordinary	33,993	33,993
04-Jan-2023	STATE STREET GLOBAL ADVISORS LIMITED	Purchase	46.48	Ordinary	948	948
05-Jan-2023	STATE STREET GLOBAL ADVISORS LIMITED	Sale	46.56	Ordinary	(7,298)	(7,298)
10-Jan-2023	STATE STREET GLOBAL ADVISORS LIMITED	Purchase	46.97	Ordinary	688	688
13-Jan-2023	STATE STREET GLOBAL ADVISORS LIMITED	Purchase	48.15	Ordinary	4,055	4,055
16-Jan-2023	STATE STREET GLOBAL ADVISORS LIMITED	Purchase	48.71	Ordinary	1,182	1,182
17-Jan-2023	STATE STREET GLOBAL ADVISORS LIMITED	Purchase	49.11	Ordinary	190	190
18-Jan-2023	STATE STREET GLOBAL ADVISORS LIMITED	Purchase	49.50	Ordinary	4,304	4,304
24-Jan-2023	STATE STREET GLOBAL ADVISORS LIMITED	Sale	49.16	Ordinary	(7,253)	(7,253)
27-Jan-2023	STATE STREET GLOBAL ADVISORS LIMITED	Purchase	49.43	Ordinary	3,298	3,298
31-Jan-2023	STATE STREET GLOBAL ADVISORS LIMITED	Purchase	49.65	Ordinary	747	747
02-Feb-2023	STATE STREET GLOBAL ADVISORS LIMITED	Sale	50.06	Ordinary	(3,880)	(3,880)
03-Feb-2023	STATE STREET GLOBAL ADVISORS LIMITED	Sale	50.68	Ordinary	(1,322)	(1,322)
07-Feb-2023	STATE STREET GLOBAL ADVISORS LIMITED	Purchase	49.89	Ordinary	2,586	2,586
08-Feb-2023	STATE STREET GLOBAL ADVISORS LIMITED	Purchase	49.91	Ordinary	1,255	1,255
10-Feb-2023	STATE STREET GLOBAL ADVISORS LIMITED	Purchase	49.20	Ordinary	321	321
14-Feb-2023	STATE STREET GLOBAL ADVISORS LIMITED	Sale	48.70	Ordinary	(264)	(264)
14-Feb-2023	STATE STREET GLOBAL ADVISORS LIMITED	Sale	48.70	Ordinary	(1,428)	(1,428)
17-Feb-2023	STATE STREET GLOBAL ADVISORS LIMITED	Sale	51.03	Ordinary	(8,036)	(8,036)
21-Feb-2023	STATE STREET GLOBAL ADVISORS LIMITED	In specie redemption	n/a	Ordinary	(348,645)	(348,645)
23-Feb-2023	STATE STREET GLOBAL ADVISORS LIMITED	Purchase	48.48	Ordinary	5,961	5,961
23-Feb-2023	STATE STREET GLOBAL ADVISORS LIMITED	Sale	48.48	Ordinary	(2,379)	(2,379)
27-Feb-2023	STATE STREET GLOBAL ADVISORS LIMITED	Purchase	48.54	Ordinary	4,547	4,547
28-Feb-2023	STATE STREET GLOBAL ADVISORS LIMITED	Purchase	48.24	Ordinary	1,513	1,513
10-Mar-2023	STATE STREET GLOBAL ADVISORS LIMITED	Purchase	49.94	Ordinary	1,356	1,356
17-Mar-2023	STATE STREET GLOBAL ADVISORS LIMITED	Purchase	48.94	Ordinary	913	913
17-Mar-2023	STATE STREET GLOBAL ADVISORS LIMITED	Purchase	49.89	Ordinary	26,241	26,241
17-Mar-2023	STATE STREET GLOBAL ADVISORS LIMITED	Sale	49.09	Ordinary	(1,709)	(1,709)
22-Mar-2023	STATE STREET GLOBAL ADVISORS LIMITED	Sale	49.50	Ordinary	(756)	(756)
30-Mar-2023	STATE STREET GLOBAL ADVISORS LIMITED	Purchase	49.76	Ordinary	376	376
31-Mar-2023	STATE STREET GLOBAL ADVISORS LIMITED	Purchase	50.25	Ordinary	24,988	24,988
31-Mar-2023	STATE STREET GLOBAL ADVISORS LIMITED	Sale	50.25	Ordinary	(50,801)	(50,801)
03-Apr-2023	STATE STREET GLOBAL ADVISORS LIMITED	Sale	49.88	Ordinary	(6,153)	(6,153)
05-Apr-2023	STATE STREET GLOBAL ADVISORS LIMITED	Purchase	51.38	Ordinary	4,863	4,863
11-Apr-2023	STATE STREET GLOBAL ADVISORS LIMITED	Sale	51.88	Ordinary	(979)	(979)
12-Apr-2023	STATE STREET GLOBAL ADVISORS LIMITED	Purchase	52.10	Ordinary	6,685	6,685
13-Apr-2023	STATE STREET GLOBAL ADVISORS LIMITED	Purchase	51.75	Ordinary	188	188
14-Apr-2023	STATE STREET GLOBAL ADVISORS LIMITED	Purchase	51.65	Ordinary	1,292	1,292
19-Apr-2023	STATE STREET GLOBAL ADVISORS LIMITED	Sale	51.60	Ordinary	(1,583)	(1,583)
24-Apr-2023	STATE STREET GLOBAL ADVISORS LIMITED	Sale	52.39	Ordinary	(2,149)	(2,149)
26-Apr-2023	STATE STREET GLOBAL ADVISORS LIMITED	Sale	52.30	Ordinary	(3,463)	(3,463)
27-Apr-2023	STATE STREET GLOBAL ADVISORS LIMITED	Purchase	52.34	Ordinary	3,982	3,982
03-May-2023	STATE STREET GLOBAL ADVISORS LIMITED	Purchase	51.44	Ordinary	1,458	1,458
10-May-2023	STATE STREET GLOBAL ADVISORS LIMITED	Purchase	51.35	Ordinary	376	376
10-May-2023	STATE STREET GLOBAL ADVISORS LIMITED	Sale	51.35	Ordinary	(766)	(766)
11-May-2023	STATE STREET GLOBAL ADVISORS LIMITED	Sale	51.00	Ordinary	(2,368)	(2,368)
17-May-2023	STATE STREET GLOBAL ADVISORS LIMITED	Sale	51.00	Ordinary	(8,692)	(8,692)
18-May-2023	STATE STREET GLOBAL ADVISORS LIMITED	Sale	51.23	Ordinary	(759)	(759)
19-May-2023	STATE STREET GLOBAL ADVISORS LIMITED	Sale	51.17	Ordinary	(2,009)	(2,009)
19-May-2023	STATE STREET GLOBAL ADVISORS LIMITED	Sale	51.17	Ordinary	(913)	(913)
22-May-2023	STATE STREET GLOBAL ADVISORS LIMITED	Purchase	50.85	Ordinary	1,494	1,494
23-May-2023	STATE STREET GLOBAL ADVISORS LIMITED	Purchase	49.91	Ordinary	422	422
31-May-2023	STATE STREET GLOBAL ADVISORS LIMITED	Purchase	47.67	Ordinary	5,445	5,445
31-May-2023	STATE STREET GLOBAL ADVISORS LIMITED	Purchase	47.67	Ordinary	6,823	6,823
05-Jun-2023	STATE STREET GLOBAL ADVISORS LIMITED	Sale	48.78	Ordinary	(7,472)	(7,472)
07-Jun-2023	STATE STREET GLOBAL ADVISORS LIMITED	Purchase	48.00	Ordinary	472	472
08-Jun-2023	STATE STREET GLOBAL ADVISORS LIMITED	Sale	47.46	Ordinary	(9,253)	(9,253)
09-Jun-2023	STATE STREET GLOBAL ADVISORS LIMITED	Purchase	48.48	Ordinary	779	779
14-Jun-2023	STATE STREET GLOBAL ADVISORS LIMITED	Purchase	48.20	Ordinary	17,578	17,578
16-Jun-2023	STATE STREET GLOBAL ADVISORS LIMITED	Purchase	49.02	Ordinary	706	706
16-Jun-2023	STATE STREET GLOBAL ADVISORS LIMITED	Purchase	49.03	Ordinary	4,569	4,569
21-Jun-2023	STATE STREET GLOBAL ADVISORS LIMITED	Purchase	49.06	Ordinary	4,313	4,313
23-Jun-2023	STATE STREET GLOBAL ADVISORS LIMITED	Purchase	48.07	Ordinary	449	449
26-Jun-2023	STATE STREET GLOBAL ADVISORS LIMITED	Purchase	49.89	Ordinary	1,012	1,012
27-Jun-2023	STATE STREET GLOBAL ADVISORS LIMITED	Purchase	48.40	Ordinary	6,586	6,586
28-Jun-2023	STATE STREET GLOBAL ADVISORS LIMITED	Purchase	49.05	Ordinary	2,171	2,171
30-Jun-2023	STATE STREET GLOBAL ADVISORS LIMITED	Purchase	49.25	Ordinary	5,629	5,629
30-Jun-2023	STATE STREET GLOBAL ADVISORS LIMITED	Purchase	49.34	Ordinary	24,356	24,356
03-Jul-2023	STATE STREET GLOBAL ADVISORS LIMITED	Purchase	50.02	Ordinary	1,958	1,958
05-Jul-2023	STATE STREET GLOBAL ADVISORS LIMITED	Purchase	49.98	Ordinary	1,204	1,204
06-Jul-2023	STATE STREET GLOBAL ADVISORS LIMITED	Sale	48.52	Ordinary	(1,748)	(1,748)
11-Jul-2023	STATE STREET GLOBAL ADVISORS LIMITED	Purchase	47.58	Ordinary	196	196
13-Jul-2023	STATE STREET GLOBAL ADVISORS LIMITED	Purchase	48.69	Ordinary	507	507
14-Jul-2023	STATE STREET GLOBAL ADVISORS LIMITED	Purchase	48.85	Ordinary	1,350	1,350
20-Jul-2023	STATE STREET GLOBAL ADVISORS LIMITED	Sale	49.06	Ordinary	(3,352)	(3,352)

27-Jul-2023	STATE STREET GLOBAL ADVISORS LIMITED	Purchase	50.15	Ordinary	5,225	5,225
31-Jul-2023	STATE STREET GLOBAL ADVISORS LIMITED	Purchase	49.65	Ordinary	4,533	4,533
01-Aug-2023	STATE STREET GLOBAL ADVISORS LIMITED	Purchase	50.15	Ordinary	4,491	4,491
02-Aug-2023	STATE STREET GLOBAL ADVISORS LIMITED	Purchase	49.70	Ordinary	3,863	3,863
04-Aug-2023	STATE STREET GLOBAL ADVISORS LIMITED	Sale	49.75	Ordinary	(1,183)	(1,183)
09-Aug-2023	STATE STREET GLOBAL ADVISORS LIMITED	In specie application	n/a	Ordinary	13,899	13,899
11-Aug-2023	STATE STREET GLOBAL ADVISORS LIMITED	Purchase	50.89	Ordinary	482	482
14-Aug-2023	STATE STREET GLOBAL ADVISORS LIMITED	Purchase	50.72	Ordinary	196	196
15-Aug-2023	STATE STREET GLOBAL ADVISORS LIMITED	Sale	50.75	Ordinary	(13,899)	(13,899)
16-Aug-2023	STATE STREET GLOBAL ADVISORS LIMITED	Purchase	50.33	Ordinary	656	656
15-Aug-2023	STATE STREET GLOBAL ADVISORS LIMITED	In specie application	n/a	Ordinary	22,002	22,002
23-Aug-2023	STATE STREET GLOBAL ADVISORS LIMITED	Purchase	49.10	Ordinary	196	196
25-Aug-2023	STATE STREET GLOBAL ADVISORS LIMITED	Purchase	51.00	Ordinary	200	200
29-Aug-2023	STATE STREET GLOBAL ADVISORS LIMITED	In specie application	n/a	Ordinary	30,653	30,653
29-Aug-2023	STATE STREET GLOBAL ADVISORS LIMITED	In specie redemption	n/a	Ordinary	(30,653)	(30,653)
30-Aug-2023	STATE STREET GLOBAL ADVISORS LIMITED	Sale	53.25	Ordinary	(3,779)	(3,779)
31-Aug-2023	STATE STREET GLOBAL ADVISORS LIMITED	Purchase	53.87	Ordinary	219	219
01-Sep-2023	STATE STREET GLOBAL ADVISORS LIMITED	Sale	53.76	Ordinary	(2,477)	(2,477)
01-Sep-2023	STATE STREET GLOBAL ADVISORS LIMITED	In specie application	n/a	Ordinary	149,646	149,646
12-Sep-2023	STATE STREET GLOBAL ADVISORS LIMITED	Purchase	53.45	Ordinary	657	657
15-Sep-2023	STATE STREET GLOBAL ADVISORS LIMITED	Sale	53.40	Ordinary	(1,221)	(1,221)
15-Sep-2023	STATE STREET GLOBAL ADVISORS LIMITED	Sale	53.70	Ordinary	(22,581)	(22,581)
22-Sep-2023	STATE STREET GLOBAL ADVISORS LIMITED	Purchase	53.39	Ordinary	219	219
21-Sep-2023	STATE STREET GLOBAL ADVISORS LIMITED	Sale	53.39	Ordinary	(1,223)	(1,223)
26-Sep-2023	STATE STREET GLOBAL ADVISORS LIMITED	Purchase	53.19	Ordinary	438	438
29-Sep-2023	STATE STREET GLOBAL ADVISORS LIMITED	Purchase	52.86	Ordinary	10,688	10,688
04-Oct-2023	STATE STREET GLOBAL ADVISORS LIMITED	In specie redemption	n/a	Ordinary	(164,526)	(164,526)
05-Oct-2023	STATE STREET GLOBAL ADVISORS LIMITED	Sale	52.57	Ordinary	(876)	(876)
06-Oct-2023	STATE STREET GLOBAL ADVISORS LIMITED	Purchase	51.65	Ordinary	1,760	1,760
10-Oct-2023	STATE STREET GLOBAL ADVISORS LIMITED	Purchase	52.17	Ordinary	220	220
11-Oct-2023	STATE STREET GLOBAL ADVISORS LIMITED	Sale	52.66	Ordinary	(6,808)	(6,808)
12-Oct-2023	STATE STREET GLOBAL ADVISORS LIMITED	Sale	52.96	Ordinary	(183)	(183)
13-Oct-2023	STATE STREET GLOBAL ADVISORS LIMITED	Purchase	52.85	Ordinary	440	440
16-Oct-2023	STATE STREET GLOBAL ADVISORS LIMITED	Purchase	52.70	Ordinary	2,117	2,117
19-Oct-2023	STATE STREET GLOBAL ADVISORS LIMITED	Sale	51.79	Ordinary	(2,040)	(2,040)
20-Oct-2023	STATE STREET GLOBAL ADVISORS LIMITED	Purchase	51.27	Ordinary	14,617	14,617
20-Oct-2023	STATE STREET GLOBAL ADVISORS LIMITED	Sale	51.25	Ordinary	(89,389)	(89,389)
20-Oct-2023	STATE STREET GLOBAL ADVISORS LIMITED	Sale	51.27	Ordinary	(1,873)	(1,873)
20-Oct-2023	STATE STREET GLOBAL ADVISORS LIMITED	Sale	51.27	Ordinary	(14,617)	(14,617)
23-Oct-2023	STATE STREET GLOBAL ADVISORS LIMITED	Sale	51.24	Ordinary	(1,174)	(1,174)
26-Oct-2023	STATE STREET GLOBAL ADVISORS LIMITED	Purchase	50.37	Ordinary	967	967
26-Oct-2023	STATE STREET GLOBAL ADVISORS LIMITED	Sale	50.37	Ordinary	(765)	(765)
26-Oct-2023	STATE STREET GLOBAL ADVISORS LIMITED	Sale	50.40	Ordinary	(7,719)	(7,719)
30-Oct-2023	STATE STREET GLOBAL ADVISORS LIMITED	Purchase	50.16	Ordinary	880	880
31-Oct-2023	STATE STREET GLOBAL ADVISORS LIMITED	Purchase	50.13	Ordinary	5,400	5,400
31-Oct-2023	STATE STREET GLOBAL ADVISORS LIMITED	Sale	50.52	Ordinary	(48,585)	(48,585)
01-Nov-2023	STATE STREET GLOBAL ADVISORS LIMITED	Sale	51.02	Ordinary	(1,020)	(1,020)
02-Nov-2023	STATE STREET GLOBAL ADVISORS LIMITED	Sale	51.43	Ordinary	(253)	(253)
08-Nov-2023	STATE STREET GLOBAL ADVISORS LIMITED	Purchase	52.81	Ordinary	821	821
08-Nov-2023	STATE STREET GLOBAL ADVISORS LIMITED	Sale	52.81	Ordinary	(2,040)	(2,040)
10-Nov-2023	STATE STREET GLOBAL ADVISORS LIMITED	Purchase	53.08	Ordinary	645	645
10-Nov-2023	STATE STREET GLOBAL ADVISORS LIMITED	Sale	53.08	Ordinary	(2,212)	(2,212)
15-Nov-2023	STATE STREET GLOBAL ADVISORS LIMITED	Purchase	54.19	Ordinary	5,356	5,356
15-Nov-2023	STATE STREET GLOBAL ADVISORS LIMITED	Purchase	53.99	Ordinary	1,980	1,980
21-Nov-2023	STATE STREET GLOBAL ADVISORS LIMITED	Purchase	52.76	Ordinary	462	462
21-Nov-2023	STATE STREET GLOBAL ADVISORS LIMITED	Sale	52.77	Ordinary	(4,164)	(4,164)
23-Nov-2023	STATE STREET GLOBAL ADVISORS LIMITED	In specie application	n/a	Ordinary	134,707	134,707
24-Nov-2023	STATE STREET GLOBAL ADVISORS LIMITED	Purchase	52.35	Ordinary	663	663
27-Nov-2023	STATE STREET GLOBAL ADVISORS LIMITED	Purchase	52.04	Ordinary	221	221
30-Nov-2023	STATE STREET GLOBAL ADVISORS LIMITED	Purchase	52.66	Ordinary	103,016	103,016
30-Nov-2023	STATE STREET GLOBAL ADVISORS LIMITED	Sale	52.66	Ordinary	(15,727)	(15,727)
01-Dec-2023	STATE STREET GLOBAL ADVISORS LIMITED	Purchase	52.21	Ordinary	1,007	1,007
01-Dec-2023	STATE STREET GLOBAL ADVISORS LIMITED	In specie application	n/a	Ordinary	4,016	4,016
12-Dec-2023	STATE STREET GLOBAL ADVISORS LIMITED	Sale	54.33	Ordinary	(3,513)	(3,513)
15-Dec-2023	STATE STREET GLOBAL ADVISORS LIMITED	Purchase	55.09	Ordinary	19,231	19,231
18-Dec-2023	STATE STREET GLOBAL ADVISORS LIMITED	Purchase	51.65	Ordinary	1,526	1,526
20-Dec-2023	STATE STREET GLOBAL ADVISORS LIMITED	Sale	56.11	Ordinary	(506)	(506)
22-Dec-2023	STATE STREET GLOBAL ADVISORS LIMITED	Purchase	55.80	Ordinary	1,915	1,915
03-Jan-2024	STATE STREET GLOBAL ADVISORS LIMITED	Purchase	56.95	Ordinary	280	280
04-Jan-2024	STATE STREET GLOBAL ADVISORS LIMITED	Purchase	56.78	Ordinary	1,007	1,007
08-Jan-2024	STATE STREET GLOBAL ADVISORS LIMITED	Purchase	56.41	Ordinary	4,061	4,061
09-Jan-2024	STATE STREET GLOBAL ADVISORS LIMITED	Purchase	57.02	Ordinary	2,570	2,570
09-Jan-2024	STATE STREET GLOBAL ADVISORS LIMITED	Purchase	57.02	Ordinary	439	439
09-Jan-2024	STATE STREET GLOBAL ADVISORS LIMITED	Sale	56.87	Ordinary	(2,403)	(2,403)
11-Jan-2024	STATE STREET GLOBAL ADVISORS LIMITED	Purchase	57.30	Ordinary	3,084	3,084
12-Jan-2024	STATE STREET GLOBAL ADVISORS LIMITED	Purchase	57.46	Ordinary	423	423
16-Jan-2024	STATE STREET GLOBAL ADVISORS LIMITED	Purchase	56.98	Ordinary	423	423
16-Jan-2024	STATE STREET GLOBAL ADVISORS LIMITED	In specie redemption	n/a	Ordinary	(6,363)	(6,363)
17-Jan-2024	STATE STREET GLOBAL ADVISORS LIMITED	Purchase	57.05	Ordinary	539	539
17-Jan-2024	STATE STREET GLOBAL ADVISORS LIMITED	Sale	57.05	Ordinary	(2,313)	(2,313)
19-Jan-2024	STATE STREET GLOBAL ADVISORS LIMITED	Sale	57.78	Ordinary	(475)	(475)
22-Jan-2024	STATE STREET GLOBAL ADVISORS LIMITED	Purchase	58.10	Ordinary	1,028	1,028
23-Jan-2024	STATE STREET GLOBAL ADVISORS LIMITED	Purchase	57.95	Ordinary	9,595	9,595
24-Jan-2024	STATE STREET GLOBAL ADVISORS LIMITED	Purchase	57.50	Ordinary	564	564
25-Jan-2024	STATE STREET GLOBAL ADVISORS LIMITED	Sale	58.34	Ordinary	(1,134)	(1,134)
25-Jan-2024	STATE STREET GLOBAL ADVISORS LIMITED	In specie application	n/a	Ordinary	505,101	505,101
29-Jan-2024	STATE STREET GLOBAL ADVISORS LIMITED	Purchase	57.89	Ordinary	257	257
05-Feb-2024	STATE STREET GLOBAL ADVISORS LIMITED	Purchase	58.22	Ordinary	86,925	86,925
06-Feb-2024	STATE STREET GLOBAL ADVISORS LIMITED	Purchase	58.07	Ordinary	91,212	91,212
07-Feb-2024	STATE STREET GLOBAL ADVISORS LIMITED	Purchase	57.55	Ordinary	86,925	86,925
08-Feb-2024	STATE STREET GLOBAL ADVISORS LIMITED	Purchase	57.83	Ordinary	86,925	86,925
09-Feb-2024	STATE STREET GLOBAL ADVISORS LIMITED	Purchase	58.11	Ordinary	564	564
14-Feb-2024	STATE STREET GLOBAL ADVISORS LIMITED	Purchase	58.94	Ordinary	111,761	111,761
20-Feb-2024	STATE STREET GLOBAL ADVISORS LIMITED	Purchase	63.01	Ordinary	1,133	1,133
21-Feb-2024	STATE STREET GLOBAL ADVISORS LIMITED	Purchase	63.82	Ordinary	112,325	112,325
22-Feb-2024	STATE STREET GLOBAL ADVISORS LIMITED	Purchase	63.65	Ordinary	86,925	86,925
26-Feb-2024	STATE STREET GLOBAL ADVISORS LIMITED	Purchase	66.89	Ordinary	88,989	88,989
27-Feb-2024	STATE STREET GLOBAL ADVISORS LIMITED	Purchase	66.50	Ordinary	8,062	8,062
27-Feb-2024	STATE STREET GLOBAL ADVISORS LIMITED	Purchase	66.59	Ordinary	106,353	106,353
28-Feb-2024	STATE STREET GLOBAL ADVISORS LIMITED	Purchase	65.92	Ordinary	114,415	114,415
29-Feb-2024	STATE STREET GLOBAL ADVISORS LIMITED	Purchase	66.62	Ordinary	295,311	295,311
29-Feb-2024	STATE STREET GLOBAL ADVISORS LIMITED	Purchase	66.62	Ordinary	2,646	2,646
29-Feb-2024	STATE STREET GLOBAL ADVISORS LIMITED	Sale	61.85	Ordinary	(5,987)	(5,987)
23-Jun-2022	STATE STREET GLOBAL ADVISORS, AUSTRALIA, LIMITED	In specie application	n/a	Ordinary	7,176	7,176
24-Jun-2022	STATE STREET GLOBAL ADVISORS, AUSTRALIA, LIMITED	Purchase	43.81	Ordinary	8,452	8,452
24-Jun-2022	STATE STREET GLOBAL ADVISORS, AUSTRALIA, LIMITED	Sale	43.81	Ordinary	(11,913)	(11,913)
24-Jun-2022	STATE STREET GLOBAL ADVISORS, AUSTRALIA, LIMITED	In specie application	n/a	Ordinary	5,918	5,918
28-Jun-2022	STATE STREET GLOBAL ADVISORS, AUSTRALIA, LIMITED	Sale	43.02	Ordinary	(62,246)	(62,246)
28-Jun-2022	STATE STREET GLOBAL ADVISORS, AUSTRALIA, LIMITED	Sale	43.14	Ordinary	(121,631)	(121,631)
30-Jun-2022	STATE STREET GLOBAL ADVISORS, AUSTRALIA, LIMITED	Sale	41.91	Ordinary	(16,560)	(16,560)
30-Jun-2022	STATE STREET GLOBAL ADVISORS, AUSTRALIA, LIMITED	In specie application	n/a	Ordinary	7,989	7,989
01-Jul-2022	STATE STREET GLOBAL ADVISORS, AUSTRALIA, LIMITED	In specie redemption	n/a	Ordinary	(1,074)	(1,074)
04-Jul-2022	STATE STREET GLOBAL ADVISORS, AUSTRALIA, LIMITED	In specie application	n/a	Ordinary	10,440	10,440
07-Jul-2022	STATE STREET GLOBAL ADVISORS, AUSTRALIA, LIMITED	Purchase	44.78	Ordinary	18,320	18,320
07-Jul-2022	STATE STREET GLOBAL ADVISORS, AUSTRALIA, LIMITED	In specie application	n/a	Ordinary	5,326	5,326
12-Jul-2022	STATE STREET GLOBAL ADVISORS, AUSTRALIA, LIMITED	In specie application	n/a	Ordinary	13,310	13,310
13-Jul-2022	STATE STREET GLOBAL ADVISORS, AUSTRALIA, LIMITED	Purchase	45.31	Ordinary	132,043	132,043
13-Jul-2022	STATE STREET GLOBAL ADVISORS, AUSTRALIA, LIMITED	Sale	45.31	Ordinary	(4,250)	(4,250)
15-Jul-2022	STATE STREET GLOBAL ADVISORS, AUSTRALIA, LIMITED	In specie application	n/a	Ordinary	7,998	7,998
19-Jul-2022	STATE STREET GLOBAL ADVISORS, AUSTRALIA, LIMITED	Purchase	46.11	Ordinary	5,962	5,962
20-Jul-2022	STATE STREET GLOBAL ADVISORS, AUSTRALIA, LIMITED	Sale	46.80	Ordinary	(10,320)	(10,320)
20-Jul-2022	STATE STREET GLOBAL ADVISORS, AUSTRALIA, LIMITED	In specie application	n/a	Ordinary	2,122,864	2,122,864
21-Jul-2022	STATE STREET GLOBAL ADVISORS, AUSTRALIA, LIMITED	Sale	47.28	Ordinary	(14,164)	(14,164)
21-Jul-2022	STATE STREET GLOBAL ADVISORS, AUSTRALIA, LIMITED	In specie application	n/a	Ordinary	167,921	167,921
21-Jul-2022	STATE STREET GLOBAL ADVISORS, AUSTRALIA, LIMITED	In specie redemption	n/a	Ordinary	(167,921)	(167,921)
25-Jul-2022	STATE STREET GLOBAL ADVISORS, AUSTRALIA, LIMITED	Purchase	46.92	Ordinary	130,990	130,990
25-Jul-2022	STATE STREET GLOBAL ADVISORS, AUSTRALIA, LIMITED	In specie application	n/a	Ordinary	7,995	7,995
27-Jul-2022	STATE STREET GLOBAL ADVISORS, AUSTRALIA, LIMITED	In specie application	n/a	Ordinary	10,428	10,428
28-Jul-2022	STATE STREET GLOBAL ADVISORS, AUSTRALIA, LIMITED	In specie application	n/a	Ordinary	13,920	13,920
29-Jul-2022	STATE STREET GLOBAL ADVISORS, AUSTRALIA, LIMITED	Purchase	46.63	Ordinary	2,342	2,342
01-Aug-2022	STATE STREET GLOBAL ADVISORS, AUSTRALIA, LIMITED	In specie application	n/a	Ordinary	2,665	2,665
02-Aug-2022	STATE STREET GLOBAL ADVISORS, AUSTRALIA, LIMITED	Sale	47.57	Ordinary	(1,489)	(1,489)
03-Aug-2022	STATE STREET GLOBAL ADVISORS, AUSTRALIA, LIMITED	In specie application	n/a	Ordinary	5,330	5,330
04-Aug-2022	STATE STREET GLOBAL ADVISORS, AUSTRALIA, LIMITED	Sale	47.80	Ordinary	(17,112)	(17,112)
04-Aug-2022	STATE STREET GLOBAL ADVISORS, AUSTRALIA, LIMITED	In specie application	n/a	Ordinary	19,278	19,278
09-Aug-2022	STATE STREET GLOBAL ADVISORS, AUSTRALIA, LIMITED	Sale	47.57	Ordinary	(719)	(719)
09-Aug-2022	STATE STREET GLOBAL ADVISORS, AUSTRALIA, LIMITED	In specie application	n/a	Ordinary	19,278	19,278
11-Aug-2022	STATE STREET GLOBAL ADVISORS, AUSTRALIA, LIMITED	In specie application	n/a	Ordinary	6,401	6,401
12-Aug-2022	STATE STREET GLOBAL ADVISORS, AUSTRALIA, LIMITED	In specie application	n/a	Ordinary	8,983	8,983
15-Aug-2022	STATE STREET GLOBAL ADVISORS, AUSTRALIA, LIMITED	In specie application	n/a	Ordinary	8,700	8,700
16-Aug-2022	STATE STREET GLOBAL ADVISORS, AUSTRALIA, LIMITED	Sale	47.90	Ordinary	(3,787)	(3,787)
16-Aug-2022	STATE STREET GLOBAL ADVISORS, AUSTRALIA, LIMITED	In specie application	n/a	Ordinary	10,440	10,440
17-Aug-2022	STATE STREET GLOBAL ADVISORS, AUSTRALIA, LIMITED	In specie application	n/a	Ordinary	5,346	5,346
26-Aug-2022	STATE STREET GLOBAL ADVISORS, AUSTRALIA, LIMITED	Sale	48.17	Ordinary	(18,101)	(18,101)
26-Aug-2022	STATE STREET GLOBAL ADVISORS, AUSTRALIA, LIMITED	In specie redemption	n/a	Ordinary	(818)	(818)

29-Aug-2022	STATE STREET GLOBAL ADVISORS, AUSTRALIA, LIMITED	Sale	47.67	Ordinary	(10,525)	(10,525)
30-Aug-2022	STATE STREET GLOBAL ADVISORS, AUSTRALIA, LIMITED	In specie application	n/a	Ordinary	5,378	5,378
31-Aug-2022	STATE STREET GLOBAL ADVISORS, AUSTRALIA, LIMITED	Purchase	46.86	Ordinary	830	830
31-Aug-2022	STATE STREET GLOBAL ADVISORS, AUSTRALIA, LIMITED	Purchase	46.86	Ordinary	64	64
31-Aug-2022	STATE STREET GLOBAL ADVISORS, AUSTRALIA, LIMITED	Purchase	47.01	Ordinary	13,801	13,801
31-Aug-2022	STATE STREET GLOBAL ADVISORS, AUSTRALIA, LIMITED	Purchase	47.01	Ordinary	10,108	10,108
31-Aug-2022	STATE STREET GLOBAL ADVISORS, AUSTRALIA, LIMITED	In specie application	n/a	Ordinary	1,076	1,076
01-Sep-2022	STATE STREET GLOBAL ADVISORS, AUSTRALIA, LIMITED	Purchase	46.73	Ordinary	32,157	32,157
05-Sep-2022	STATE STREET GLOBAL ADVISORS, AUSTRALIA, LIMITED	In specie application	n/a	Ordinary	2,713	2,713
05-Sep-2022	STATE STREET GLOBAL ADVISORS, AUSTRALIA, LIMITED	In specie redemption	n/a	Ordinary	(1,066)	(1,066)
07-Sep-2022	STATE STREET GLOBAL ADVISORS, AUSTRALIA, LIMITED	In specie application	n/a	Ordinary	8,211	8,211
08-Sep-2022	STATE STREET GLOBAL ADVISORS, AUSTRALIA, LIMITED	Sale	46.94	Ordinary	(785)	(785)
09-Sep-2022	STATE STREET GLOBAL ADVISORS, AUSTRALIA, LIMITED	In specie redemption	n/a	Ordinary	(26,520)	(26,520)
14-Sep-2022	STATE STREET GLOBAL ADVISORS, AUSTRALIA, LIMITED	Purchase	46.52	Ordinary	6,866	6,866
14-Sep-2022	STATE STREET GLOBAL ADVISORS, AUSTRALIA, LIMITED	In specie application	n/a	Ordinary	2,741	2,741
16-Sep-2022	STATE STREET GLOBAL ADVISORS, AUSTRALIA, LIMITED	Purchase	45.02	Ordinary	58,036	58,036
16-Sep-2022	STATE STREET GLOBAL ADVISORS, AUSTRALIA, LIMITED	Sale	45.02	Ordinary	(4,299)	(4,299)
21-Sep-2022	STATE STREET GLOBAL ADVISORS, AUSTRALIA, LIMITED	In specie application	n/a	Ordinary	1,660	1,660
23-Sep-2022	STATE STREET GLOBAL ADVISORS, AUSTRALIA, LIMITED	In specie application	n/a	Ordinary	5,298	5,298
26-Sep-2022	STATE STREET GLOBAL ADVISORS, AUSTRALIA, LIMITED	In specie application	n/a	Ordinary	8,229	8,229
27-Sep-2022	STATE STREET GLOBAL ADVISORS, AUSTRALIA, LIMITED	In specie application	n/a	Ordinary	4,415	4,415
28-Sep-2022	STATE STREET GLOBAL ADVISORS, AUSTRALIA, LIMITED	Purchase	43.15	Ordinary	4,555	4,555
28-Sep-2022	STATE STREET GLOBAL ADVISORS, AUSTRALIA, LIMITED	In specie application	n/a	Ordinary	2,743	2,743
29-Sep-2022	STATE STREET GLOBAL ADVISORS, AUSTRALIA, LIMITED	Purchase	44.02	Ordinary	59,312	59,312
30-Sep-2022	STATE STREET GLOBAL ADVISORS, AUSTRALIA, LIMITED	Sale	42.72	Ordinary	(10,523)	(10,523)
04-Oct-2022	STATE STREET GLOBAL ADVISORS, AUSTRALIA, LIMITED	In specie application	n/a	Ordinary	5,360	5,360
06-Oct-2022	STATE STREET GLOBAL ADVISORS, AUSTRALIA, LIMITED	Purchase	45.04	Ordinary	38,029	38,029
10-Oct-2022	STATE STREET GLOBAL ADVISORS, AUSTRALIA, LIMITED	In specie application	n/a	Ordinary	2,680	2,680
13-Oct-2022	STATE STREET GLOBAL ADVISORS, AUSTRALIA, LIMITED	In specie application	n/a	Ordinary	13,084	13,084
17-Oct-2022	STATE STREET GLOBAL ADVISORS, AUSTRALIA, LIMITED	Purchase	44.35	Ordinary	39,641	39,641
17-Oct-2022	STATE STREET GLOBAL ADVISORS, AUSTRALIA, LIMITED	In specie application	n/a	Ordinary	5,368	5,368
18-Oct-2022	STATE STREET GLOBAL ADVISORS, AUSTRALIA, LIMITED	In specie application	n/a	Ordinary	5,355	5,355
19-Oct-2022	STATE STREET GLOBAL ADVISORS, AUSTRALIA, LIMITED	Sale	44.70	Ordinary	(20,595)	(20,595)
19-Oct-2022	STATE STREET GLOBAL ADVISORS, AUSTRALIA, LIMITED	Sale	44.71	Ordinary	(29,191)	(29,191)
19-Oct-2022	STATE STREET GLOBAL ADVISORS, AUSTRALIA, LIMITED	In specie application	n/a	Ordinary	2,684	2,684
26-Oct-2022	STATE STREET GLOBAL ADVISORS, AUSTRALIA, LIMITED	In specie application	n/a	Ordinary	8,052	8,052
31-Oct-2022	STATE STREET GLOBAL ADVISORS, AUSTRALIA, LIMITED	In specie application	n/a	Ordinary	2,685	2,685
02-Nov-2022	STATE STREET GLOBAL ADVISORS, AUSTRALIA, LIMITED	In specie redemption	n/a	Ordinary	(1,071)	(1,071)
03-Nov-2022	STATE STREET GLOBAL ADVISORS, AUSTRALIA, LIMITED	In specie redemption	n/a	Ordinary	(840,320)	(840,320)
08-Nov-2022	STATE STREET GLOBAL ADVISORS, AUSTRALIA, LIMITED	Sale	46.42	Ordinary	(82,503)	(82,503)
10-Nov-2022	STATE STREET GLOBAL ADVISORS, AUSTRALIA, LIMITED	In specie application	n/a	Ordinary	2,727	2,727
14-Nov-2022	STATE STREET GLOBAL ADVISORS, AUSTRALIA, LIMITED	In specie redemption	n/a	Ordinary	(1,073)	(1,073)
15-Nov-2022	STATE STREET GLOBAL ADVISORS, AUSTRALIA, LIMITED	Purchase	46.70	Ordinary	56,696	56,696
16-Nov-2022	STATE STREET GLOBAL ADVISORS, AUSTRALIA, LIMITED	Sale	46.57	Ordinary	(4,182)	(4,182)
16-Nov-2022	STATE STREET GLOBAL ADVISORS, AUSTRALIA, LIMITED	Sale	46.58	Ordinary	(2,810)	(2,810)
21-Nov-2022	STATE STREET GLOBAL ADVISORS, AUSTRALIA, LIMITED	In specie application	n/a	Ordinary	38,280	38,280
25-Nov-2022	STATE STREET GLOBAL ADVISORS, AUSTRALIA, LIMITED	In specie application	n/a	Ordinary	6,434	6,434
30-Nov-2022	STATE STREET GLOBAL ADVISORS, AUSTRALIA, LIMITED	Purchase	48.57	Ordinary	224,697	224,697
30-Nov-2022	STATE STREET GLOBAL ADVISORS, AUSTRALIA, LIMITED	Sale	48.57	Ordinary	(33,225)	(33,225)
01-Dec-2022	STATE STREET GLOBAL ADVISORS, AUSTRALIA, LIMITED	In specie redemption	n/a	Ordinary	(42,836)	(42,836)
06-Dec-2022	STATE STREET GLOBAL ADVISORS, AUSTRALIA, LIMITED	In specie redemption	n/a	Ordinary	(1,076)	(1,076)
08-Dec-2022	STATE STREET GLOBAL ADVISORS, AUSTRALIA, LIMITED	Sale	47.99	Ordinary	(3,895)	(3,895)
12-Dec-2022	STATE STREET GLOBAL ADVISORS, AUSTRALIA, LIMITED	Sale	47.75	Ordinary	(7,304)	(7,304)
15-Dec-2022	STATE STREET GLOBAL ADVISORS, AUSTRALIA, LIMITED	In specie application	n/a	Ordinary	2,152	2,152
16-Dec-2022	STATE STREET GLOBAL ADVISORS, AUSTRALIA, LIMITED	Purchase	46.97	Ordinary	38,215	38,215
16-Dec-2022	STATE STREET GLOBAL ADVISORS, AUSTRALIA, LIMITED	Purchase	46.97	Ordinary	6,070	6,070
19-Dec-2022	STATE STREET GLOBAL ADVISORS, AUSTRALIA, LIMITED	In specie application	n/a	Ordinary	2,552	2,552
21-Dec-2022	STATE STREET GLOBAL ADVISORS, AUSTRALIA, LIMITED	In specie redemption	n/a	Ordinary	(2,148)	(2,148)
23-Dec-2022	STATE STREET GLOBAL ADVISORS, AUSTRALIA, LIMITED	In specie redemption	n/a	Ordinary	(6,960)	(6,960)
04-Jan-2023	STATE STREET GLOBAL ADVISORS, AUSTRALIA, LIMITED	In specie application	n/a	Ordinary	812	812
05-Jan-2023	STATE STREET GLOBAL ADVISORS, AUSTRALIA, LIMITED	In specie application	n/a	Ordinary	2,536	2,536
16-Jan-2023	STATE STREET GLOBAL ADVISORS, AUSTRALIA, LIMITED	In specie redemption	n/a	Ordinary	(1,065)	(1,065)
19-Jan-2023	STATE STREET GLOBAL ADVISORS, AUSTRALIA, LIMITED	Sale	49.32	Ordinary	(29,728)	(29,728)
30-Jan-2023	STATE STREET GLOBAL ADVISORS, AUSTRALIA, LIMITED	In specie redemption	n/a	Ordinary	(1,064)	(1,064)
07-Feb-2023	STATE STREET GLOBAL ADVISORS, AUSTRALIA, LIMITED	Sale	49.88	Ordinary	(40,089)	(40,089)
07-Feb-2023	STATE STREET GLOBAL ADVISORS, AUSTRALIA, LIMITED	Sale	49.88	Ordinary	(2,204)	(2,204)
09-Feb-2023	STATE STREET GLOBAL ADVISORS, AUSTRALIA, LIMITED	In specie application	n/a	Ordinary	2,536	2,536
10-Feb-2023	STATE STREET GLOBAL ADVISORS, AUSTRALIA, LIMITED	Sale	49.33	Ordinary	(1,620)	(1,620)
13-Feb-2023	STATE STREET GLOBAL ADVISORS, AUSTRALIA, LIMITED	Sale	48.81	Ordinary	(3,910)	(3,910)
14-Feb-2023	STATE STREET GLOBAL ADVISORS, AUSTRALIA, LIMITED	In specie redemption	n/a	Ordinary	(2,128)	(2,128)
16-Feb-2023	STATE STREET GLOBAL ADVISORS, AUSTRALIA, LIMITED	In specie application	n/a	Ordinary	2,536	2,536
16-Feb-2023	STATE STREET GLOBAL ADVISORS, AUSTRALIA, LIMITED	In specie redemption	n/a	Ordinary	(1,065)	(1,065)
17-Feb-2023	STATE STREET GLOBAL ADVISORS, AUSTRALIA, LIMITED	In specie application	n/a	Ordinary	8,640	8,640
21-Feb-2023	STATE STREET GLOBAL ADVISORS, AUSTRALIA, LIMITED	Purchase	49.77	Ordinary	166	166
21-Feb-2023	STATE STREET GLOBAL ADVISORS, AUSTRALIA, LIMITED	In specie application	n/a	Ordinary	2,540	2,540
23-Feb-2023	STATE STREET GLOBAL ADVISORS, AUSTRALIA, LIMITED	Purchase	48.61	Ordinary	5,052	5,052
23-Feb-2023	STATE STREET GLOBAL ADVISORS, AUSTRALIA, LIMITED	Purchase	48.61	Ordinary	5,231	5,231
23-Feb-2023	STATE STREET GLOBAL ADVISORS, AUSTRALIA, LIMITED	In specie application	n/a	Ordinary	2,540	2,540
27-Feb-2023	STATE STREET GLOBAL ADVISORS, AUSTRALIA, LIMITED	In specie application	n/a	Ordinary	2,552	2,552
27-Feb-2023	STATE STREET GLOBAL ADVISORS, AUSTRALIA, LIMITED	In specie redemption	n/a	Ordinary	(2,136)	(2,136)
28-Feb-2023	STATE STREET GLOBAL ADVISORS, AUSTRALIA, LIMITED	Purchase	48.24	Ordinary	14,406	14,406
28-Feb-2023	STATE STREET GLOBAL ADVISORS, AUSTRALIA, LIMITED	Sale	48.24	Ordinary	(10,509)	(10,509)
01-Mar-2023	STATE STREET GLOBAL ADVISORS, AUSTRALIA, LIMITED	Sale	48.25	Ordinary	(3,689)	(3,689)
01-Mar-2023	STATE STREET GLOBAL ADVISORS, AUSTRALIA, LIMITED	In specie redemption	n/a	Ordinary	(1,070)	(1,070)
03-Mar-2023	STATE STREET GLOBAL ADVISORS, AUSTRALIA, LIMITED	Purchase	48.95	Ordinary	4,410	4,410
07-Mar-2023	STATE STREET GLOBAL ADVISORS, AUSTRALIA, LIMITED	Purchase	49.98	Ordinary	23,157	23,157
08-Mar-2023	STATE STREET GLOBAL ADVISORS, AUSTRALIA, LIMITED	In specie application	n/a	Ordinary	2,144	2,144
10-Mar-2023	STATE STREET GLOBAL ADVISORS, AUSTRALIA, LIMITED	Sale	49.94	Ordinary	(13,005)	(13,005)
14-Mar-2023	STATE STREET GLOBAL ADVISORS, AUSTRALIA, LIMITED	In specie application	n/a	Ordinary	2,600	2,600
15-Mar-2023	STATE STREET GLOBAL ADVISORS, AUSTRALIA, LIMITED	In specie application	n/a	Ordinary	2,600	2,600
15-Mar-2023	STATE STREET GLOBAL ADVISORS, AUSTRALIA, LIMITED	In specie application	n/a	Ordinary	2,602	2,602
17-Mar-2023	STATE STREET GLOBAL ADVISORS, AUSTRALIA, LIMITED	Purchase	49.09	Ordinary	24,699	24,699
17-Mar-2023	STATE STREET GLOBAL ADVISORS, AUSTRALIA, LIMITED	In specie application	n/a	Ordinary	2,206	2,206
20-Mar-2023	STATE STREET GLOBAL ADVISORS, AUSTRALIA, LIMITED	In specie application	n/a	Ordinary	2,603	2,603
21-Mar-2023	STATE STREET GLOBAL ADVISORS, AUSTRALIA, LIMITED	In specie application	n/a	Ordinary	2,604	2,604
21-Mar-2023	STATE STREET GLOBAL ADVISORS, AUSTRALIA, LIMITED	In specie redemption	n/a	Ordinary	(2,164)	(2,164)
24-Mar-2023	STATE STREET GLOBAL ADVISORS, AUSTRALIA, LIMITED	In specie application	n/a	Ordinary	5,206	5,206
28-Mar-2023	STATE STREET GLOBAL ADVISORS, AUSTRALIA, LIMITED	In specie application	n/a	Ordinary	5,208	5,208
29-Mar-2023	STATE STREET GLOBAL ADVISORS, AUSTRALIA, LIMITED	Sale	50.03	Ordinary	(2,740)	(2,740)
30-Mar-2023	STATE STREET GLOBAL ADVISORS, AUSTRALIA, LIMITED	Purchase	49.76	Ordinary	194,345	194,345
31-Mar-2023	STATE STREET GLOBAL ADVISORS, AUSTRALIA, LIMITED	Purchase	50.25	Ordinary	47,388	47,388
31-Mar-2023	STATE STREET GLOBAL ADVISORS, AUSTRALIA, LIMITED	In specie application	n/a	Ordinary	9,493	9,493
03-Apr-2023	STATE STREET GLOBAL ADVISORS, AUSTRALIA, LIMITED	In specie redemption	n/a	Ordinary	(9,526)	(9,526)
04-Apr-2023	STATE STREET GLOBAL ADVISORS, AUSTRALIA, LIMITED	Purchase	51.50	Ordinary	12,242	12,242
05-Apr-2023	STATE STREET GLOBAL ADVISORS, AUSTRALIA, LIMITED	In specie application	n/a	Ordinary	2,566	2,566
06-Apr-2023	STATE STREET GLOBAL ADVISORS, AUSTRALIA, LIMITED	Purchase	51.17	Ordinary	11,490	11,490
06-Apr-2023	STATE STREET GLOBAL ADVISORS, AUSTRALIA, LIMITED	In specie application	n/a	Ordinary	409	409
06-Apr-2023	STATE STREET GLOBAL ADVISORS, AUSTRALIA, LIMITED	In specie redemption	n/a	Ordinary	(1,070)	(1,070)
11-Apr-2023	STATE STREET GLOBAL ADVISORS, AUSTRALIA, LIMITED	Purchase	51.88	Ordinary	119,502	119,502
12-Apr-2023	STATE STREET GLOBAL ADVISORS, AUSTRALIA, LIMITED	Purchase	52.10	Ordinary	57,723	57,723
13-Apr-2023	STATE STREET GLOBAL ADVISORS, AUSTRALIA, LIMITED	In specie application	n/a	Ordinary	1,070	1,070
17-Apr-2023	STATE STREET GLOBAL ADVISORS, AUSTRALIA, LIMITED	In specie application	n/a	Ordinary	1,207,709	1,207,709
17-Apr-2023	STATE STREET GLOBAL ADVISORS, AUSTRALIA, LIMITED	In specie redemption	n/a	Ordinary	(1,070)	(1,070)
18-Apr-2023	STATE STREET GLOBAL ADVISORS, AUSTRALIA, LIMITED	Purchase	51.90	Ordinary	88,650	88,650
18-Apr-2023	STATE STREET GLOBAL ADVISORS, AUSTRALIA, LIMITED	Sale	51.90	Ordinary	(3,833)	(3,833)
18-Apr-2023	STATE STREET GLOBAL ADVISORS, AUSTRALIA, LIMITED	In specie application	n/a	Ordinary	818	818
18-Apr-2023	STATE STREET GLOBAL ADVISORS, AUSTRALIA, LIMITED	In specie application	n/a	Ordinary	5,198	5,198
20-Apr-2023	STATE STREET GLOBAL ADVISORS, AUSTRALIA, LIMITED	Sale	51.95	Ordinary	(6,036)	(6,036)
21-Apr-2023	STATE STREET GLOBAL ADVISORS, AUSTRALIA, LIMITED	Purchase	52.03	Ordinary	10,173	10,173
26-Apr-2023	STATE STREET GLOBAL ADVISORS, AUSTRALIA, LIMITED	In specie application	n/a	Ordinary	2,572	2,572
28-Apr-2023	STATE STREET GLOBAL ADVISORS, AUSTRALIA, LIMITED	Sale	51.97	Ordinary	(1,698)	(1,698)
02-May-2023	STATE STREET GLOBAL ADVISORS, AUSTRALIA, LIMITED	In specie application	n/a	Ordinary	2,572	2,572
03-May-2023	STATE STREET GLOBAL ADVISORS, AUSTRALIA, LIMITED	Sale	51.44	Ordinary	(4,786)	(4,786)
04-May-2023	STATE STREET GLOBAL ADVISORS, AUSTRALIA, LIMITED	In specie application	n/a	Ordinary	5,144	5,144
05-May-2023	STATE STREET GLOBAL ADVISORS, AUSTRALIA, LIMITED	In specie application	n/a	Ordinary	83,742	83,742
09-May-2023	STATE STREET GLOBAL ADVISORS, AUSTRALIA, LIMITED	Purchase	51.35	Ordinary	19,650	19,650
09-May-2023	STATE STREET GLOBAL ADVISORS, AUSTRALIA, LIMITED	In specie redemption	n/a	Ordinary	(1,070)	(1,070)
11-May-2023	STATE STREET GLOBAL ADVISORS, AUSTRALIA, LIMITED	In specie application	n/a	Ordinary	176,490	176,490
12-May-2023	STATE STREET GLOBAL ADVISORS, AUSTRALIA, LIMITED	In specie application	n/a	Ordinary	12,194	12,194
15-May-2023	STATE STREET GLOBAL ADVISORS, AUSTRALIA, LIMITED	Purchase	51.83	Ordinary	26,837	26,837
16-May-2023	STATE STREET GLOBAL ADVISORS, AUSTRALIA, LIMITED	In specie redemption	n/a	Ordinary	(10,476)	(10,476)
17-May-2023	STATE STREET GLOBAL ADVISORS, AUSTRALIA, LIMITED	Purchase	51.00	Ordinary	126	126
22-May-2023	STATE STREET GLOBAL ADVISORS, AUSTRALIA, LIMITED	In specie application	n/a	Ordinary	2,572	2,572
24-May-2023	STATE STREET GLOBAL ADVISORS, AUSTRALIA, LIMITED	In specie redemption	n/a	Ordinary	(7,159)	(7,159)
25-May-2023	STATE STREET GLOBAL ADVISORS, AUSTRALIA, LIMITED	In specie application	n/a	Ordinary	2,573	2,573
26-May-2023	STATE STREET GLOBAL ADVISORS, AUSTRALIA, LIMITED	Purchase	48.93	Ordinary	10,540	10,540
26-May-2023	STATE STREET GLOBAL ADVISORS, AUSTRALIA, LIMITED	Purchase	48.95	Ordinary	2,485	2,485
26-May-2023	STATE STREET GLOBAL ADVISORS, AUSTRALIA, LIMITED	Sale	48.93	Ordinary	(14,485)	(14,485)
26-May-2023	STATE STREET GLOBAL ADVISORS, AUSTRALIA, LIMITED	In specie application	n/a	Ordinary	5,148	5,148
26-May-2023	STATE STREET GLOBAL ADVISORS, AUSTRALIA, LIMITED	In specie redemption	n/a	Ordinary	(1,076)	(1,076)
29-May-2023	STATE STREET GLOBAL ADVISORS, AUSTRALIA, LIMITED	Purchase	49.13	Ordinary	6,529	6,529
30-May-2023	STATE STREET GLOBAL ADVISORS, AUSTRALIA, LIMITED	Purchase	49.31	Ordinary	6,538	6,538
30-May-2023	STATE STREET GLOBAL ADVISORS, AUSTRALIA, LIMITED	In specie application	n/a	Ordinary	2,576	2,576
30-May-2023	STATE STREET GLOBAL ADVISORS, AUSTRALIA, LIMITED	In specie redemption	n/a	Ordinary	(2,576)	(2,576)
31-May-2023	STATE STREET GLOBAL ADVISORS, AUSTRALIA, LIMITED	Purchase	47.67	Ordinary	6,362	6,362

19-Dec-2023	STATE STREET GLOBAL ADVISORS, AUSTRALIA, LIMITED	In specie redemption	n/a	Ordinary	(6,322)	(6,322)
20-Dec-2023	STATE STREET GLOBAL ADVISORS, AUSTRALIA, LIMITED	Sale	56.11	Ordinary	(3,402)	(3,402)
21-Dec-2023	STATE STREET GLOBAL ADVISORS, AUSTRALIA, LIMITED	In specie application	n/a	Ordinary	3,292	3,292
21-Dec-2023	STATE STREET GLOBAL ADVISORS, AUSTRALIA, LIMITED	In specie redemption	n/a	Ordinary	(12,654)	(12,654)
22-Dec-2023	STATE STREET GLOBAL ADVISORS, AUSTRALIA, LIMITED	In specie redemption	n/a	Ordinary	(6,584)	(6,584)
29-Dec-2023	STATE STREET GLOBAL ADVISORS, AUSTRALIA, LIMITED	n/a	n/a	Ordinary	(3,420)	(3,420)
02-Jan-2024	STATE STREET GLOBAL ADVISORS, AUSTRALIA, LIMITED	In specie redemption	n/a	Ordinary	(4,336)	(4,336)
04-Jan-2024	STATE STREET GLOBAL ADVISORS, AUSTRALIA, LIMITED	In specie application	n/a	Ordinary	1,062	1,062
09-Jan-2024	STATE STREET GLOBAL ADVISORS, AUSTRALIA, LIMITED	Sale	56.87	Ordinary	(30,916)	(30,916)
09-Jan-2024	STATE STREET GLOBAL ADVISORS, AUSTRALIA, LIMITED	In specie application	n/a	Ordinary	380	380
10-Jan-2024	STATE STREET GLOBAL ADVISORS, AUSTRALIA, LIMITED	Purchase	57.00	Ordinary	1,509	1,509
12-Jan-2024	STATE STREET GLOBAL ADVISORS, AUSTRALIA, LIMITED	Purchase	57.49	Ordinary	225,896	225,896
16-Jan-2024	STATE STREET GLOBAL ADVISORS, AUSTRALIA, LIMITED	In specie application	n/a	Ordinary	5,130	5,130
17-Jan-2024	STATE STREET GLOBAL ADVISORS, AUSTRALIA, LIMITED	Purchase	57.09	Ordinary	210,729	210,729
18-Jan-2024	STATE STREET GLOBAL ADVISORS, AUSTRALIA, LIMITED	In specie redemption	n/a	Ordinary	(56,407)	(56,407)
19-Jan-2024	STATE STREET GLOBAL ADVISORS, AUSTRALIA, LIMITED	In specie redemption	n/a	Ordinary	(1,062)	(1,062)
22-Jan-2024	STATE STREET GLOBAL ADVISORS, AUSTRALIA, LIMITED	Purchase	58.10	Ordinary	2,087	2,087
22-Jan-2024	STATE STREET GLOBAL ADVISORS, AUSTRALIA, LIMITED	Purchase	58.12	Ordinary	199,015	199,015
22-Jan-2024	STATE STREET GLOBAL ADVISORS, AUSTRALIA, LIMITED	In specie redemption	n/a	Ordinary	(2,212)	(2,212)
23-Jan-2024	STATE STREET GLOBAL ADVISORS, AUSTRALIA, LIMITED	In specie redemption	n/a	Ordinary	(380)	(380)
25-Jan-2024	STATE STREET GLOBAL ADVISORS, AUSTRALIA, LIMITED	Purchase	58.45	Ordinary	148,951	148,951
30-Jan-2024	STATE STREET GLOBAL ADVISORS, AUSTRALIA, LIMITED	In specie redemption	n/a	Ordinary	(3,274)	(3,274)
31-Jan-2024	STATE STREET GLOBAL ADVISORS, AUSTRALIA, LIMITED	Purchase	59.21	Ordinary	256,222	256,222
31-Jan-2024	STATE STREET GLOBAL ADVISORS, AUSTRALIA, LIMITED	In specie redemption	n/a	Ordinary	(3,068)	(3,068)
02-Feb-2024	STATE STREET GLOBAL ADVISORS, AUSTRALIA, LIMITED	Purchase	58.86	Ordinary	195,951	195,951
06-Feb-2024	STATE STREET GLOBAL ADVISORS, AUSTRALIA, LIMITED	In specie redemption	n/a	Ordinary	(1,062)	(1,062)
08-Feb-2024	STATE STREET GLOBAL ADVISORS, AUSTRALIA, LIMITED	In specie application	n/a	Ordinary	380	380
09-Feb-2024	STATE STREET GLOBAL ADVISORS, AUSTRALIA, LIMITED	Purchase	58.11	Ordinary	501,190	501,190
12-Feb-2024	STATE STREET GLOBAL ADVISORS, AUSTRALIA, LIMITED	In specie application	n/a	Ordinary	380	380
13-Feb-2024	STATE STREET GLOBAL ADVISORS, AUSTRALIA, LIMITED	In specie application	n/a	Ordinary	5,130	5,130
19-Feb-2024	STATE STREET GLOBAL ADVISORS, AUSTRALIA, LIMITED	In specie redemption	n/a	Ordinary	(1,062)	(1,062)
22-Feb-2024	STATE STREET GLOBAL ADVISORS, AUSTRALIA, LIMITED	In specie redemption	n/a	Ordinary	(2,221)	(2,221)
23-Feb-2024	STATE STREET GLOBAL ADVISORS, AUSTRALIA, LIMITED	Sale	64.98	Ordinary	(1,276)	(1,276)
23-Feb-2024	STATE STREET GLOBAL ADVISORS, AUSTRALIA, LIMITED	Sale	64.98	Ordinary	(9,956)	(9,956)
26-Feb-2024	STATE STREET GLOBAL ADVISORS, AUSTRALIA, LIMITED	Purchase	65.07	Ordinary	43,583	43,583
27-Feb-2024	STATE STREET GLOBAL ADVISORS, AUSTRALIA, LIMITED	Purchase	66.59	Ordinary	1,766	1,766
27-Feb-2024	STATE STREET GLOBAL ADVISORS, AUSTRALIA, LIMITED	Purchase	66.59	Ordinary	9,413	9,413
27-Feb-2024	STATE STREET GLOBAL ADVISORS, AUSTRALIA, LIMITED	Purchase	66.62	Ordinary	40,512	40,512
28-Feb-2024	STATE STREET GLOBAL ADVISORS, AUSTRALIA, LIMITED	Purchase	65.92	Ordinary	411	411
28-Feb-2024	STATE STREET GLOBAL ADVISORS, AUSTRALIA, LIMITED	Purchase	66.01	Ordinary	43,583	43,583
29-Feb-2024	STATE STREET GLOBAL ADVISORS, AUSTRALIA, LIMITED	Purchase	66.60	Ordinary	305,081	305,081
29-Feb-2024	STATE STREET GLOBAL ADVISORS, AUSTRALIA, LIMITED	Purchase	66.62	Ordinary	3,078	3,078
29-Feb-2024	STATE STREET GLOBAL ADVISORS, AUSTRALIA, LIMITED	Purchase	66.62	Ordinary	102,471	102,471
29-Feb-2024	STATE STREET GLOBAL ADVISORS, AUSTRALIA, LIMITED	Purchase	66.62	Ordinary	4,595	4,595
29-Feb-2024	STATE STREET GLOBAL ADVISORS, AUSTRALIA, LIMITED	In specie application	n/a	Ordinary	2,234	2,234
22-Jun-2022	STATE STREET GLOBAL ADVISORS, INC.	Purchase	42.63	Ordinary	2,488	2,488
22-Jun-2022	STATE STREET GLOBAL ADVISORS, INC.	Purchase	43.00	Ordinary	2,887	2,887
22-Jun-2022	STATE STREET GLOBAL ADVISORS, INC.	Sale	42.63	Ordinary	(2,488)	(2,488)
22-Jun-2022	STATE STREET GLOBAL ADVISORS, INC.	Write-down or Basis Adjustment	37.52	Ordinary	-	-
22-Jun-2022	STATE STREET GLOBAL ADVISORS, INC.	Write-down or Basis Adjustment	43.75	Ordinary	-	-
23-Jun-2022	STATE STREET GLOBAL ADVISORS, INC.	Purchase	43.03	Ordinary	15,689	15,689
23-Jun-2022	STATE STREET GLOBAL ADVISORS, INC.	Sale	43.03	Ordinary	(8,542)	(8,542)
23-Jun-2022	STATE STREET GLOBAL ADVISORS, INC.	In specie application	n/a	Ordinary	4,182	4,182
24-Jun-2022	STATE STREET GLOBAL ADVISORS, INC.	Purchase	43.75	Ordinary	3,795	3,795
24-Jun-2022	STATE STREET GLOBAL ADVISORS, INC.	Purchase	43.81	Ordinary	919	919
24-Jun-2022	STATE STREET GLOBAL ADVISORS, INC.	Sale	43.81	Ordinary	(6,351)	(6,351)
24-Jun-2022	STATE STREET GLOBAL ADVISORS, INC.	In specie application	n/a	Ordinary	588	588
27-Jun-2022	STATE STREET GLOBAL ADVISORS, INC.	Purchase	44.15	Ordinary	1,508	1,508
27-Jun-2022	STATE STREET GLOBAL ADVISORS, INC.	Sale	44.15	Ordinary	(351)	(351)
27-Jun-2022	STATE STREET GLOBAL ADVISORS, INC.	In specie application	n/a	Ordinary	204	204
28-Jun-2022	STATE STREET GLOBAL ADVISORS, INC.	Purchase	43.14	Ordinary	4,204	4,204
28-Jun-2022	STATE STREET GLOBAL ADVISORS, INC.	Sale	43.14	Ordinary	(2,440)	(2,440)
28-Jun-2022	STATE STREET GLOBAL ADVISORS, INC.	Sale	43.73	Ordinary	(1,000)	(1,000)
29-Jun-2022	STATE STREET GLOBAL ADVISORS, INC.	Purchase	42.48	Ordinary	231	231
29-Jun-2022	STATE STREET GLOBAL ADVISORS, INC.	Purchase	42.52	Ordinary	639	639
30-Jun-2022	STATE STREET GLOBAL ADVISORS, INC.	Purchase	43.29	Ordinary	54,556	54,556
30-Jun-2022	STATE STREET GLOBAL ADVISORS, INC.	Sale	43.91	Ordinary	(20,985)	(20,985)
30-Jun-2022	STATE STREET GLOBAL ADVISORS, INC.	In specie application	n/a	Ordinary	3,024	3,024
01-Jul-2022	STATE STREET GLOBAL ADVISORS, INC.	Purchase	42.34	Ordinary	3,704	3,704
01-Jul-2022	STATE STREET GLOBAL ADVISORS, INC.	In specie application	n/a	Ordinary	2,028	2,028
01-Jul-2022	STATE STREET GLOBAL ADVISORS, INC.	In specie redemption	n/a	Ordinary	(1,911)	(1,911)
04-Jul-2022	STATE STREET GLOBAL ADVISORS, INC.	Purchase	42.83	Ordinary	427	427
04-Jul-2022	STATE STREET GLOBAL ADVISORS, INC.	Sale	43.21	Ordinary	(4,567)	(4,567)
05-Jul-2022	STATE STREET GLOBAL ADVISORS, INC.	Purchase	43.45	Ordinary	3,890	3,890
05-Jul-2022	STATE STREET GLOBAL ADVISORS, INC.	In specie application	n/a	Ordinary	2,359	2,359
05-Jul-2022	STATE STREET GLOBAL ADVISORS, INC.	In specie redemption	n/a	Ordinary	(1,911)	(1,911)
06-Jul-2022	STATE STREET GLOBAL ADVISORS, INC.	Purchase	43.92	Ordinary	10,069	10,069
06-Jul-2022	STATE STREET GLOBAL ADVISORS, INC.	In specie application	n/a	Ordinary	4,046	4,046
07-Jul-2022	STATE STREET GLOBAL ADVISORS, INC.	In specie redemption	n/a	Ordinary	(1,274)	(1,274)
08-Jul-2022	STATE STREET GLOBAL ADVISORS, INC.	Purchase	44.76	Ordinary	27,775	27,775
08-Jul-2022	STATE STREET GLOBAL ADVISORS, INC.	Purchase	44.85	Ordinary	1,581	1,581
11-Jul-2022	STATE STREET GLOBAL ADVISORS, INC.	Purchase	44.44	Ordinary	20,131	20,131
12-Jul-2022	STATE STREET GLOBAL ADVISORS, INC.	Purchase	44.55	Ordinary	994	994
12-Jul-2022	STATE STREET GLOBAL ADVISORS, INC.	Purchase	44.78	Ordinary	25,637	25,637
12-Jul-2022	STATE STREET GLOBAL ADVISORS, INC.	In specie redemption	n/a	Ordinary	(293)	(293)
13-Jul-2022	STATE STREET GLOBAL ADVISORS, INC.	Purchase	45.31	Ordinary	20,358	20,358
14-Jul-2022	STATE STREET GLOBAL ADVISORS, INC.	Purchase	45.51	Ordinary	19,894	19,894
14-Jul-2022	STATE STREET GLOBAL ADVISORS, INC.	Sale	45.51	Ordinary	(801)	(801)
15-Jul-2022	STATE STREET GLOBAL ADVISORS, INC.	Purchase	45.93	Ordinary	18,199	18,199
18-Jul-2022	STATE STREET GLOBAL ADVISORS, INC.	Purchase	46.10	Ordinary	1,547	1,547
19-Jul-2022	STATE STREET GLOBAL ADVISORS, INC.	In specie application	n/a	Ordinary	4,718	4,718
20-Jul-2022	STATE STREET GLOBAL ADVISORS, INC.	Purchase	46.36	Ordinary	1,635	1,635
20-Jul-2022	STATE STREET GLOBAL ADVISORS, INC.	Purchase	46.80	Ordinary	10,320	10,320
20-Jul-2022	STATE STREET GLOBAL ADVISORS, INC.	Purchase	46.80	Ordinary	16,389	16,389
21-Jul-2022	STATE STREET GLOBAL ADVISORS, INC.	Sale	46.85	Ordinary	(819)	(819)
22-Jul-2022	STATE STREET GLOBAL ADVISORS, INC.	Purchase	47.48	Ordinary	5,029	5,029
22-Jul-2022	STATE STREET GLOBAL ADVISORS, INC.	Sale	47.48	Ordinary	(21,231)	(21,231)
25-Jul-2022	STATE STREET GLOBAL ADVISORS, INC.	Purchase	46.92	Ordinary	3,585	3,585
25-Jul-2022	STATE STREET GLOBAL ADVISORS, INC.	Purchase	46.92	Ordinary	10,469	10,469
25-Jul-2022	STATE STREET GLOBAL ADVISORS, INC.	Purchase	47.40	Ordinary	7,656	7,656
26-Jul-2022	STATE STREET GLOBAL ADVISORS, INC.	In specie application	n/a	Ordinary	420	420
27-Jul-2022	STATE STREET GLOBAL ADVISORS, INC.	Purchase	46.36	Ordinary	7,125	7,125
27-Jul-2022	STATE STREET GLOBAL ADVISORS, INC.	Purchase	46.36	Ordinary	5,809	5,809
27-Jul-2022	STATE STREET GLOBAL ADVISORS, INC.	Sale	45.90	Ordinary	(1,122)	(1,122)
27-Jul-2022	STATE STREET GLOBAL ADVISORS, INC.	Sale	46.36	Ordinary	(3,102)	(3,102)
27-Jul-2022	STATE STREET GLOBAL ADVISORS, INC.	In specie application	n/a	Ordinary	163	163
27-Jul-2022	STATE STREET GLOBAL ADVISORS, INC.	Write-down or Basis Adjustment	31.50	Ordinary	-	-
27-Jul-2022	STATE STREET GLOBAL ADVISORS, INC.	Write-down or Basis Adjustment	32.45	Ordinary	-	-
28-Jul-2022	STATE STREET GLOBAL ADVISORS, INC.	Purchase	46.30	Ordinary	783	783
28-Jul-2022	STATE STREET GLOBAL ADVISORS, INC.	Sale	46.30	Ordinary	(1,762)	(1,762)
29-Jul-2022	STATE STREET GLOBAL ADVISORS, INC.	Purchase	46.63	Ordinary	1,272	1,272
29-Jul-2022	STATE STREET GLOBAL ADVISORS, INC.	Purchase	46.63	Ordinary	9,977	9,977
29-Jul-2022	STATE STREET GLOBAL ADVISORS, INC.	Sale	46.63	Ordinary	(1,966)	(1,966)
01-Aug-2022	STATE STREET GLOBAL ADVISORS, INC.	In specie application	n/a	Ordinary	38,320	38,320
02-Aug-2022	STATE STREET GLOBAL ADVISORS, INC.	In specie application	n/a	Ordinary	326	326
03-Aug-2022	STATE STREET GLOBAL ADVISORS, INC.	In specie application	n/a	Ordinary	3,627	3,627
04-Aug-2022	STATE STREET GLOBAL ADVISORS, INC.	Purchase	47.00	Ordinary	9,094	9,094
04-Aug-2022	STATE STREET GLOBAL ADVISORS, INC.	Purchase	47.00	Ordinary	2,606	2,606
04-Aug-2022	STATE STREET GLOBAL ADVISORS, INC.	Sale	47.00	Ordinary	(9,094)	(9,094)
04-Aug-2022	STATE STREET GLOBAL ADVISORS, INC.	Sale	47.00	Ordinary	(1,210)	(1,210)
04-Aug-2022	STATE STREET GLOBAL ADVISORS, INC.	Sale	47.00	Ordinary	(275)	(275)
04-Aug-2022	STATE STREET GLOBAL ADVISORS, INC.	In specie application	n/a	Ordinary	1,849	1,849
09-Aug-2022	STATE STREET GLOBAL ADVISORS, INC.	Purchase	47.53	Ordinary	334	334
09-Aug-2022	STATE STREET GLOBAL ADVISORS, INC.	Sale	47.57	Ordinary	(979)	(979)
10-Aug-2022	STATE STREET GLOBAL ADVISORS, INC.	Purchase	47.02	Ordinary	598	598
10-Aug-2022	STATE STREET GLOBAL ADVISORS, INC.	Purchase	47.09	Ordinary	4,298	4,298
11-Aug-2022	STATE STREET GLOBAL ADVISORS, INC.	Purchase	47.99	Ordinary	1,839	1,839
12-Aug-2022	STATE STREET GLOBAL ADVISORS, INC.	Purchase	47.61	Ordinary	21,284	21,284
15-Aug-2022	STATE STREET GLOBAL ADVISORS, INC.	Purchase	47.40	Ordinary	150	150
16-Aug-2022	STATE STREET GLOBAL ADVISORS, INC.	Purchase	47.90	Ordinary	7,367	7,367
16-Aug-2022	STATE STREET GLOBAL ADVISORS, INC.	Sale	48.00	Ordinary	(560)	(560)
17-Aug-2022	STATE STREET GLOBAL ADVISORS, INC.	Sale	48.97	Ordinary	(9,594)	(9,594)
17-Aug-2022	STATE STREET GLOBAL ADVISORS, INC.	Sale	48.00	Ordinary	(126)	(126)
18-Aug-2022	STATE STREET GLOBAL ADVISORS, INC.	In specie application	n/a	Ordinary	4,459	4,459
19-Aug-2022	STATE STREET GLOBAL ADVISORS, INC.	Purchase	48.92	Ordinary	656	656
19-Aug-2022	STATE STREET GLOBAL ADVISORS, INC.	In specie application	n/a	Ordinary	3,828	3,828
22-Aug-2022	STATE STREET GLOBAL ADVISORS, INC.	Purchase	48.23	Ordinary	865	865
23-Aug-2022	STATE STREET GLOBAL ADVISORS, INC.	Purchase	47.28	Ordinary	15,157	15,157
23-Aug-2022	STATE STREET GLOBAL ADVISORS, INC.	Purchase	47.53	Ordinary	4,154	4,154
23-Aug-2022	STATE STREET GLOBAL ADVISORS, INC.	Sale	47.28	Ordinary	(3,360)	(3,360)
24-Aug-2022	STATE STREET GLOBAL ADVISORS, INC.	Sale	47.28	Ordinary	(8,332)	(8,332)
26-Aug-2022	STATE STREET GLOBAL ADVISORS, INC.	Purchase	48.20	Ordinary	1,004	1,004
26-Aug-2022	STATE STREET GLOBAL ADVISORS, INC.	Sale	47.95	Ordinary	(7,753)	(7,753)
26-Aug-2022	STATE STREET GLOBAL ADVISORS, INC.	Sale	48.05	Ordinary	(3,842)	(3,842)
30-Aug-2022	STATE STREET GLOBAL ADVISORS, INC.	Purchase	47.72	Ordinary	1,159	1,159

30-Aug-2022	STATE STREET GLOBAL ADVISORS, INC.	In specie redemption	n/a	Ordinary	(356)	(356)
31-Aug-2022	STATE STREET GLOBAL ADVISORS, INC.	Purchase	46.86	Ordinary	204	204
31-Aug-2022	STATE STREET GLOBAL ADVISORS, INC.	Purchase	47.01	Ordinary	42,422	42,422
31-Aug-2022	STATE STREET GLOBAL ADVISORS, INC.	Purchase	47.01	Ordinary	28,499	28,499
31-Aug-2022	STATE STREET GLOBAL ADVISORS, INC.	Sale	47.01	Ordinary	(2,139)	(2,139)
31-Aug-2022	STATE STREET GLOBAL ADVISORS, INC.	In specie redemption	n/a	Ordinary	(62)	(62)
01-Sep-2022	STATE STREET GLOBAL ADVISORS, INC.	Purchase	46.33	Ordinary	593	593
01-Sep-2022	STATE STREET GLOBAL ADVISORS, INC.	Purchase	46.69	Ordinary	828	828
01-Sep-2022	STATE STREET GLOBAL ADVISORS, INC.	Purchase	46.69	Ordinary	16,543	16,543
02-Sep-2022	STATE STREET GLOBAL ADVISORS, INC.	Purchase	46.79	Ordinary	8,539	8,539
02-Sep-2022	STATE STREET GLOBAL ADVISORS, INC.	Purchase	47.27	Ordinary	4,989	4,989
05-Sep-2022	STATE STREET GLOBAL ADVISORS, INC.	Purchase	46.43	Ordinary	7,746	7,746
07-Sep-2022	STATE STREET GLOBAL ADVISORS, INC.	In specie redemption	n/a	Ordinary	(1,576)	(1,576)
08-Sep-2022	STATE STREET GLOBAL ADVISORS, INC.	Purchase	46.16	Ordinary	3,832	3,832
08-Sep-2022	STATE STREET GLOBAL ADVISORS, INC.	Purchase	46.89	Ordinary	2,560	2,560
09-Sep-2022	STATE STREET GLOBAL ADVISORS, INC.	Purchase	47.28	Ordinary	6,767	6,767
09-Sep-2022	STATE STREET GLOBAL ADVISORS, INC.	Purchase	47.28	Ordinary	1,163	1,163
09-Sep-2022	STATE STREET GLOBAL ADVISORS, INC.	Sale	46.80	Ordinary	(543)	(543)
09-Sep-2022	STATE STREET GLOBAL ADVISORS, INC.	Sale	47.28	Ordinary	(6,767)	(6,767)
09-Sep-2022	STATE STREET GLOBAL ADVISORS, INC.	In specie application	n/a	Ordinary	5,742	5,742
09-Sep-2022	STATE STREET GLOBAL ADVISORS, INC.	In specie redemption	n/a	Ordinary	(596)	(596)
12-Sep-2022	STATE STREET GLOBAL ADVISORS, INC.	Purchase	47.51	Ordinary	7,194	7,194
13-Sep-2022	STATE STREET GLOBAL ADVISORS, INC.	Purchase	48.05	Ordinary	9,104	9,104
13-Sep-2022	STATE STREET GLOBAL ADVISORS, INC.	Sale	48.05	Ordinary	(315)	(315)
13-Sep-2022	STATE STREET GLOBAL ADVISORS, INC.	In specie redemption	n/a	Ordinary	(14,970)	(14,970)
14-Sep-2022	STATE STREET GLOBAL ADVISORS, INC.	Purchase	46.45	Ordinary	3,056	3,056
14-Sep-2022	STATE STREET GLOBAL ADVISORS, INC.	Sale	46.45	Ordinary	(2,801)	(2,801)
15-Sep-2022	STATE STREET GLOBAL ADVISORS, INC.	Purchase	46.14	Ordinary	2,218	2,218
15-Sep-2022	STATE STREET GLOBAL ADVISORS, INC.	Purchase	46.45	Ordinary	294	294
15-Sep-2022	STATE STREET GLOBAL ADVISORS, INC.	Sale	46.28	Ordinary	(15,238)	(15,238)
16-Sep-2022	STATE STREET GLOBAL ADVISORS, INC.	Purchase	45.02	Ordinary	11,855	11,855
16-Sep-2022	STATE STREET GLOBAL ADVISORS, INC.	Sale	45.02	Ordinary	(76,162)	(76,162)
16-Sep-2022	STATE STREET GLOBAL ADVISORS, INC.	Sale	45.24	Ordinary	(252,764)	(252,764)
16-Sep-2022	STATE STREET GLOBAL ADVISORS, INC.	In specie redemption	n/a	Ordinary	(1,515)	(1,515)
19-Sep-2022	STATE STREET GLOBAL ADVISORS, INC.	Purchase	45.44	Ordinary	7,305	7,305
19-Sep-2022	STATE STREET GLOBAL ADVISORS, INC.	Sale	45.10	Ordinary	(381)	(381)
20-Sep-2022	STATE STREET GLOBAL ADVISORS, INC.	Purchase	45.80	Ordinary	360	360
20-Sep-2022	STATE STREET GLOBAL ADVISORS, INC.	Purchase	46.04	Ordinary	1,348	1,348
20-Sep-2022	STATE STREET GLOBAL ADVISORS, INC.	Purchase	46.04	Ordinary	5,667	5,667
20-Sep-2022	STATE STREET GLOBAL ADVISORS, INC.	In specie application	n/a	Ordinary	164	164
20-Sep-2022	STATE STREET GLOBAL ADVISORS, INC.	In specie redemption	n/a	Ordinary	(637)	(637)
21-Sep-2022	STATE STREET GLOBAL ADVISORS, INC.	In specie redemption	n/a	Ordinary	(3,092)	(3,092)
21-Sep-2022	STATE STREET GLOBAL ADVISORS, INC.	Purchase	45.17	Ordinary	12,331	12,331
21-Sep-2022	STATE STREET GLOBAL ADVISORS, INC.	Purchase	45.75	Ordinary	2,831	2,831
21-Sep-2022	STATE STREET GLOBAL ADVISORS, INC.	Purchase	45.75	Ordinary	1,969	1,969
21-Sep-2022	STATE STREET GLOBAL ADVISORS, INC.	Sale	45.17	Ordinary	(12,331)	(12,331)
23-Sep-2022	STATE STREET GLOBAL ADVISORS, INC.	Purchase	44.21	Ordinary	6,853	6,853
23-Sep-2022	STATE STREET GLOBAL ADVISORS, INC.	Sale	44.21	Ordinary	(2,069)	(2,069)
23-Sep-2022	STATE STREET GLOBAL ADVISORS, INC.	In specie redemption	n/a	Ordinary	(3,092)	(3,092)
26-Sep-2022	STATE STREET GLOBAL ADVISORS, INC.	Purchase	42.96	Ordinary	937	937
27-Sep-2022	STATE STREET GLOBAL ADVISORS, INC.	Purchase	43.83	Ordinary	311	311
27-Sep-2022	STATE STREET GLOBAL ADVISORS, INC.	Sale	44.03	Ordinary	(4,259)	(4,259)
28-Sep-2022	STATE STREET GLOBAL ADVISORS, INC.	Sale	43.15	Ordinary	(719)	(719)
28-Sep-2022	STATE STREET GLOBAL ADVISORS, INC.	Sale	43.38	Ordinary	(255)	(255)
29-Sep-2022	STATE STREET GLOBAL ADVISORS, INC.	Purchase	43.45	Ordinary	2,693	2,693
29-Sep-2022	STATE STREET GLOBAL ADVISORS, INC.	Sale	43.90	Ordinary	(68)	(68)
29-Sep-2022	STATE STREET GLOBAL ADVISORS, INC.	Sale	44.02	Ordinary	(1,460)	(1,460)
30-Sep-2022	STATE STREET GLOBAL ADVISORS, INC.	Purchase	42.72	Ordinary	31,488	31,488
30-Sep-2022	STATE STREET GLOBAL ADVISORS, INC.	Purchase	42.72	Ordinary	105,236	105,236
30-Sep-2022	STATE STREET GLOBAL ADVISORS, INC.	Purchase	42.72	Ordinary	5,415	5,415
30-Sep-2022	STATE STREET GLOBAL ADVISORS, INC.	Purchase	42.40	Ordinary	620	620
30-Sep-2022	STATE STREET GLOBAL ADVISORS, INC.	Sale	42.72	Ordinary	(5,558)	(5,558)
30-Sep-2022	STATE STREET GLOBAL ADVISORS, INC.	Sale	42.72	Ordinary	(97,797)	(97,797)
30-Sep-2022	STATE STREET GLOBAL ADVISORS, INC.	Sale	42.72	Ordinary	(5,415)	(5,415)
03-Oct-2022	STATE STREET GLOBAL ADVISORS, INC.	Purchase	42.80	Ordinary	1,028	1,028
03-Oct-2022	STATE STREET GLOBAL ADVISORS, INC.	Purchase	42.89	Ordinary	840	840
03-Oct-2022	STATE STREET GLOBAL ADVISORS, INC.	Sale	44.03	Ordinary	(606)	(606)
04-Oct-2022	STATE STREET GLOBAL ADVISORS, INC.	Purchase	44.40	Ordinary	398	398
04-Oct-2022	STATE STREET GLOBAL ADVISORS, INC.	In specie application	n/a	Ordinary	23,998	23,998
06-Oct-2022	STATE STREET GLOBAL ADVISORS, INC.	Purchase	45.04	Ordinary	3,150	3,150
06-Oct-2022	STATE STREET GLOBAL ADVISORS, INC.	Purchase	45.27	Ordinary	452	452
06-Oct-2022	STATE STREET GLOBAL ADVISORS, INC.	Sale	45.04	Ordinary	(1,900)	(1,900)
06-Oct-2022	STATE STREET GLOBAL ADVISORS, INC.	In specie application	n/a	Ordinary	1,276	1,276
07-Oct-2022	STATE STREET GLOBAL ADVISORS, INC.	Purchase	44.40	Ordinary	356	356
07-Oct-2022	STATE STREET GLOBAL ADVISORS, INC.	In specie application	n/a	Ordinary	2,704	2,704
10-Oct-2022	STATE STREET GLOBAL ADVISORS, INC.	Purchase	43.78	Ordinary	786	786
10-Oct-2022	STATE STREET GLOBAL ADVISORS, INC.	Purchase	44.14	Ordinary	815	815
11-Oct-2022	STATE STREET GLOBAL ADVISORS, INC.	Purchase	44.02	Ordinary	2,364	2,364
12-Oct-2022	STATE STREET GLOBAL ADVISORS, INC.	Purchase	44.03	Ordinary	11,088	11,088
12-Oct-2022	STATE STREET GLOBAL ADVISORS, INC.	Sale	43.98	Ordinary	(8,297)	(8,297)
12-Oct-2022	STATE STREET GLOBAL ADVISORS, INC.	Sale	44.15	Ordinary	(747)	(747)
13-Oct-2022	STATE STREET GLOBAL ADVISORS, INC.	In specie application	n/a	Ordinary	17,914	17,914
14-Oct-2022	STATE STREET GLOBAL ADVISORS, INC.	Purchase	44.87	Ordinary	11,427	11,427
14-Oct-2022	STATE STREET GLOBAL ADVISORS, INC.	Sale	44.52	Ordinary	(440)	(440)
17-Oct-2022	STATE STREET GLOBAL ADVISORS, INC.	Purchase	44.40	Ordinary	612	612
18-Oct-2022	STATE STREET GLOBAL ADVISORS, INC.	Purchase	44.03	Ordinary	3,755	3,755
18-Oct-2022	STATE STREET GLOBAL ADVISORS, INC.	Sale	44.90	Ordinary	(454)	(454)
18-Oct-2022	STATE STREET GLOBAL ADVISORS, INC.	In specie application	n/a	Ordinary	2,626	2,626
19-Oct-2022	STATE STREET GLOBAL ADVISORS, INC.	In specie application	n/a	Ordinary	1,515	1,515
20-Oct-2022	STATE STREET GLOBAL ADVISORS, INC.	Purchase	44.11	Ordinary	204	204
20-Oct-2022	STATE STREET GLOBAL ADVISORS, INC.	In specie application	n/a	Ordinary	25,520	25,520
20-Oct-2022	STATE STREET GLOBAL ADVISORS, INC.	In specie application	n/a	Ordinary	48,211	48,211
21-Oct-2022	STATE STREET GLOBAL ADVISORS, INC.	Sale	44.03	Ordinary	(460)	(460)
21-Oct-2022	STATE STREET GLOBAL ADVISORS, INC.	In specie application	n/a	Ordinary	6,084	6,084
25-Oct-2022	STATE STREET GLOBAL ADVISORS, INC.	Purchase	44.59	Ordinary	3,607	3,607
25-Oct-2022	STATE STREET GLOBAL ADVISORS, INC.	Sale	44.50	Ordinary	(5,949)	(5,949)
26-Oct-2022	STATE STREET GLOBAL ADVISORS, INC.	Purchase	44.78	Ordinary	2,370	2,370
26-Oct-2022	STATE STREET GLOBAL ADVISORS, INC.	Sale	44.87	Ordinary	(32,395)	(32,395)
26-Oct-2022	STATE STREET GLOBAL ADVISORS, INC.	Sale	44.55	Ordinary	(11,548)	(11,548)
26-Oct-2022	STATE STREET GLOBAL ADVISORS, INC.	In specie application	n/a	Ordinary	8,450	8,450
27-Oct-2022	STATE STREET GLOBAL ADVISORS, INC.	In specie application	n/a	Ordinary	246	246
28-Oct-2022	STATE STREET GLOBAL ADVISORS, INC.	Purchase	44.04	Ordinary	17,613	17,613
28-Oct-2022	STATE STREET GLOBAL ADVISORS, INC.	Sale	44.30	Ordinary	(304)	(304)
31-Oct-2022	STATE STREET GLOBAL ADVISORS, INC.	Purchase	45.13	Ordinary	5,137	5,137
31-Oct-2022	STATE STREET GLOBAL ADVISORS, INC.	Purchase	45.46	Ordinary	6,328	6,328
31-Oct-2022	STATE STREET GLOBAL ADVISORS, INC.	Purchase	45.46	Ordinary	9,615	9,615
31-Oct-2022	STATE STREET GLOBAL ADVISORS, INC.	Purchase	45.46	Ordinary	2,404	2,404
31-Oct-2022	STATE STREET GLOBAL ADVISORS, INC.	Sale	45.46	Ordinary	(6,328)	(6,328)
31-Oct-2022	STATE STREET GLOBAL ADVISORS, INC.	Sale	45.46	Ordinary	(9,615)	(9,615)
31-Oct-2022	STATE STREET GLOBAL ADVISORS, INC.	Sale	45.46	Ordinary	(15,700)	(15,700)
02-Nov-2022	STATE STREET GLOBAL ADVISORS, INC.	Purchase	46.17	Ordinary	5,346	5,346
04-Nov-2022	STATE STREET GLOBAL ADVISORS, INC.	Purchase	45.23	Ordinary	4,749	4,749
04-Nov-2022	STATE STREET GLOBAL ADVISORS, INC.	In specie application	n/a	Ordinary	41,282	41,282
08-Nov-2022	STATE STREET GLOBAL ADVISORS, INC.	In specie redemption	n/a	Ordinary	(20,232)	(20,232)
09-Nov-2022	STATE STREET GLOBAL ADVISORS, INC.	Sale	46.24	Ordinary	(1,601)	(1,601)
09-Nov-2022	STATE STREET GLOBAL ADVISORS, INC.	In specie application	n/a	Ordinary	1,690	1,690
10-Nov-2022	STATE STREET GLOBAL ADVISORS, INC.	Purchase	46.02	Ordinary	2,572	2,572
10-Nov-2022	STATE STREET GLOBAL ADVISORS, INC.	Sale	46.22	Ordinary	(2,572)	(2,572)
11-Nov-2022	STATE STREET GLOBAL ADVISORS, INC.	Sale	47.95	Ordinary	(120)	(120)
14-Nov-2022	STATE STREET GLOBAL ADVISORS, INC.	In specie application	n/a	Ordinary	1,316	1,316
15-Nov-2022	STATE STREET GLOBAL ADVISORS, INC.	Sale	46.70	Ordinary	(2,104)	(2,104)
15-Nov-2022	STATE STREET GLOBAL ADVISORS, INC.	In specie application	n/a	Ordinary	3,954	3,954
15-Nov-2022	STATE STREET GLOBAL ADVISORS, INC.	Purchase	46.49	Ordinary	1,673	1,673
16-Nov-2022	STATE STREET GLOBAL ADVISORS, INC.	Sale	46.49	Ordinary	(6,413)	(6,413)
17-Nov-2022	STATE STREET GLOBAL ADVISORS, INC.	Sale	47.24	Ordinary	(101)	(101)
17-Nov-2022	STATE STREET GLOBAL ADVISORS, INC.	In specie application	n/a	Ordinary	1,318	1,318
18-Nov-2022	STATE STREET GLOBAL ADVISORS, INC.	Purchase	47.55	Ordinary	784	784
18-Nov-2022	STATE STREET GLOBAL ADVISORS, INC.	Purchase	47.57	Ordinary	2,047	2,047
18-Nov-2022	STATE STREET GLOBAL ADVISORS, INC.	Sale	47.61	Ordinary	(2,180)	(2,180)
18-Nov-2022	STATE STREET GLOBAL ADVISORS, INC.	Sale	47.57	Ordinary	(2,047)	(2,047)
18-Nov-2022	STATE STREET GLOBAL ADVISORS, INC.	In specie redemption	n/a	Ordinary	(133,179)	(133,179)
21-Nov-2022	STATE STREET GLOBAL ADVISORS, INC.	In specie application	n/a	Ordinary	5,280	5,280
22-Nov-2022	STATE STREET GLOBAL ADVISORS, INC.	Sale	48.04	Ordinary	(568)	(568)
22-Nov-2022	STATE STREET GLOBAL ADVISORS, INC.	Sale	48.18	Ordinary	(1,207)	(1,207)
22-Nov-2022	STATE STREET GLOBAL ADVISORS, INC.	Sale	48.28	Ordinary	(20,339)	(20,339)
23-Nov-2022	STATE STREET GLOBAL ADVISORS, INC.	In specie application	n/a	Ordinary	105	105
28-Nov-2022	STATE STREET GLOBAL ADVISORS, INC.	Sale	48.52	Ordinary	(362)	(362)
28-Nov-2022	STATE STREET GLOBAL ADVISORS, INC.	Sale	48.52	Ordinary	(275)	(275)
28-Nov-2022	STATE STREET GLOBAL ADVISORS, INC.	Sale	49.13	Ordinary	(8,614)	(8,614)
29-Nov-2022	STATE STREET GLOBAL ADVISORS, INC.	Purchase	48.36	Ordinary	10,011	10,011
29-Nov-2022	STATE STREET GLOBAL ADVISORS, INC.	Sale	48.28	Ordinary	(104,067)	(104,067)
29-Nov-2022	STATE STREET GLOBAL ADVISORS, INC.	Sale	48.36	Ordinary	(10,011)	(10,011)
30-Nov-2022	STATE STREET GLOBAL ADVISORS, INC.	Purchase	48.57	Ordinary	10,344	10,344
30-Nov-2022	STATE STREET GLOBAL ADVISORS, INC.	Sale	48.57	Ordinary	(32,530)	(32,530)
30-Nov-2022	STATE STREET GLOBAL ADVISORS, INC.	In specie application	n/a	Ordinary	27,188	27,188
01-Dec-2022	STATE STREET GLOBAL ADVISORS, INC.	Purchase	49.20	Ordinary	1,664	1,664

02-Dec-2022	STATE STREET GLOBAL ADVISORS, INC.	Purchase	48.44	Ordinary	1,304	1,304
05-Dec-2022	STATE STREET GLOBAL ADVISORS, INC.	Purchase	48.59	Ordinary	6,872	6,872
06-Dec-2022	STATE STREET GLOBAL ADVISORS, INC.	In specie application	n/a	Ordinary	2,934	2,934
07-Dec-2022	STATE STREET GLOBAL ADVISORS, INC.	In specie application	n/a	Ordinary	2,535	2,535
08-Dec-2022	STATE STREET GLOBAL ADVISORS, INC.	Purchase	47.83	Ordinary	1,689	1,689
08-Dec-2022	STATE STREET GLOBAL ADVISORS, INC.	Purchase	47.99	Ordinary	15,153	15,153
08-Dec-2022	STATE STREET GLOBAL ADVISORS, INC.	Purchase	47.99	Ordinary	3,895	3,895
08-Dec-2022	STATE STREET GLOBAL ADVISORS, INC.	Sale	47.99	Ordinary	(15,153)	(15,153)
08-Dec-2022	STATE STREET GLOBAL ADVISORS, INC.	In specie application	n/a	Ordinary	3,544	3,544
09-Dec-2022	STATE STREET GLOBAL ADVISORS, INC.	Purchase	47.92	Ordinary	2,472	2,472
09-Dec-2022	STATE STREET GLOBAL ADVISORS, INC.	Sale	47.92	Ordinary	(16,217)	(16,217)
09-Dec-2022	STATE STREET GLOBAL ADVISORS, INC.	In specie application	n/a	Ordinary	943,683	943,683
09-Dec-2022	STATE STREET GLOBAL ADVISORS, INC.	In specie redemption	n/a	Ordinary	(55,653)	(55,653)
12-Dec-2022	STATE STREET GLOBAL ADVISORS, INC.	Purchase	47.75	Ordinary	7,558	7,558
12-Dec-2022	STATE STREET GLOBAL ADVISORS, INC.	Purchase	47.86	Ordinary	1,818	1,818
12-Dec-2022	STATE STREET GLOBAL ADVISORS, INC.	Sale	47.75	Ordinary	(5,857)	(5,857)
12-Dec-2022	STATE STREET GLOBAL ADVISORS, INC.	Sale	47.81	Ordinary	(4,702)	(4,702)
12-Dec-2022	STATE STREET GLOBAL ADVISORS, INC.	In specie application	n/a	Ordinary	1,318	1,318
13-Dec-2022	STATE STREET GLOBAL ADVISORS, INC.	Purchase	48.04	Ordinary	11,883	11,883
13-Dec-2022	STATE STREET GLOBAL ADVISORS, INC.	In specie application	n/a	Ordinary	82	82
14-Dec-2022	STATE STREET GLOBAL ADVISORS, INC.	Purchase	48.19	Ordinary	3,760	3,760
14-Dec-2022	STATE STREET GLOBAL ADVISORS, INC.	Purchase	48.19	Ordinary	3,168	3,168
14-Dec-2022	STATE STREET GLOBAL ADVISORS, INC.	Sale	48.19	Ordinary	(3,760)	(3,760)
14-Dec-2022	STATE STREET GLOBAL ADVISORS, INC.	Sale	48.19	Ordinary	(5,238)	(5,238)
14-Dec-2022	STATE STREET GLOBAL ADVISORS, INC.	Sale	48.25	Ordinary	(8,474)	(8,474)
16-Dec-2022	STATE STREET GLOBAL ADVISORS, INC.	Purchase	46.97	Ordinary	6,687	6,687
16-Dec-2022	STATE STREET GLOBAL ADVISORS, INC.	Purchase	47.12	Ordinary	728	728
16-Dec-2022	STATE STREET GLOBAL ADVISORS, INC.	Sale	46.97	Ordinary	(4,548)	(4,548)
16-Dec-2022	STATE STREET GLOBAL ADVISORS, INC.	Sale	n/a	Ordinary	(11,287)	(11,287)
16-Dec-2022	STATE STREET GLOBAL ADVISORS, INC.	Sale	47.09	Ordinary	(8,463)	(8,463)
19-Dec-2022	STATE STREET GLOBAL ADVISORS, INC.	Sale	46.95	Ordinary	(2,830)	(2,830)
19-Dec-2022	STATE STREET GLOBAL ADVISORS, INC.	Sale	47.00	Ordinary	(250)	(250)
19-Dec-2022	STATE STREET GLOBAL ADVISORS, INC.	In specie redemption	n/a	Ordinary	(9,370)	(9,370)
20-Dec-2022	STATE STREET GLOBAL ADVISORS, INC.	Purchase	45.34	Ordinary	2,595	2,595
20-Dec-2022	STATE STREET GLOBAL ADVISORS, INC.	In specie redemption	n/a	Ordinary	(262)	(262)
20-Dec-2022	STATE STREET GLOBAL ADVISORS, INC.	In specie redemption	n/a	Ordinary	(2,315)	(2,315)
21-Dec-2022	STATE STREET GLOBAL ADVISORS, INC.	Purchase	45.60	Ordinary	703	703
21-Dec-2022	STATE STREET GLOBAL ADVISORS, INC.	Purchase	45.69	Ordinary	6,215	6,215
21-Dec-2022	STATE STREET GLOBAL ADVISORS, INC.	Sale	45.81	Ordinary	(1,702)	(1,702)
21-Dec-2022	STATE STREET GLOBAL ADVISORS, INC.	In specie application	n/a	Ordinary	2,580	2,580
22-Dec-2022	STATE STREET GLOBAL ADVISORS, INC.	Purchase	46.46	Ordinary	13,636	13,636
22-Dec-2022	STATE STREET GLOBAL ADVISORS, INC.	Sale	46.14	Ordinary	(12,700)	(12,700)
22-Dec-2022	STATE STREET GLOBAL ADVISORS, INC.	Sale	46.46	Ordinary	(13,636)	(13,636)
27-Dec-2022	STATE STREET GLOBAL ADVISORS, INC.	In specie redemption	n/a	Ordinary	(1,304)	(1,304)
28-Dec-2022	STATE STREET GLOBAL ADVISORS, INC.	Purchase	46.12	Ordinary	4,300	4,300
28-Dec-2022	STATE STREET GLOBAL ADVISORS, INC.	Sale	46.05	Ordinary	(528)	(528)
28-Dec-2022	STATE STREET GLOBAL ADVISORS, INC.	Sale	46.12	Ordinary	(47,107)	(47,107)
29-Dec-2022	STATE STREET GLOBAL ADVISORS, INC.	Sale	45.74	Ordinary	(21,583)	(21,583)
29-Dec-2022	STATE STREET GLOBAL ADVISORS, INC.	Sale	45.82	Ordinary	(9,260)	(9,260)
30-Dec-2022	STATE STREET GLOBAL ADVISORS, INC.	Purchase	45.91	Ordinary	790	790
30-Dec-2022	STATE STREET GLOBAL ADVISORS, INC.	Sale	45.91	Ordinary	(27,932)	(27,932)
04-Jan-2023	STATE STREET GLOBAL ADVISORS, INC.	Sale	46.43	Ordinary	(1,077)	(1,077)
04-Jan-2023	STATE STREET GLOBAL ADVISORS, INC.	In specie application	n/a	Ordinary	164	164
05-Jan-2023	STATE STREET GLOBAL ADVISORS, INC.	Purchase	46.74	Ordinary	14,753	14,753
05-Jan-2023	STATE STREET GLOBAL ADVISORS, INC.	Purchase	46.84	Ordinary	2,642	2,642
05-Jan-2023	STATE STREET GLOBAL ADVISORS, INC.	Purchase	46.84	Ordinary	234	234
05-Jan-2023	STATE STREET GLOBAL ADVISORS, INC.	Purchase	46.84	Ordinary	123	123
05-Jan-2023	STATE STREET GLOBAL ADVISORS, INC.	Sale	46.52	Ordinary	(16,180)	(16,180)
05-Jan-2023	STATE STREET GLOBAL ADVISORS, INC.	Sale	46.73	Ordinary	(241)	(241)
05-Jan-2023	STATE STREET GLOBAL ADVISORS, INC.	In specie redemption	n/a	Ordinary	(6,300)	(6,300)
06-Jan-2023	STATE STREET GLOBAL ADVISORS, INC.	In specie application	n/a	Ordinary	11,154	11,154
09-Jan-2023	STATE STREET GLOBAL ADVISORS, INC.	Purchase	47.47	Ordinary	5,396	5,396
09-Jan-2023	STATE STREET GLOBAL ADVISORS, INC.	Purchase	47.47	Ordinary	2,048	2,048
09-Jan-2023	STATE STREET GLOBAL ADVISORS, INC.	In specie application	n/a	Ordinary	3,380	3,380
11-Jan-2023	STATE STREET GLOBAL ADVISORS, INC.	Purchase	47.40	Ordinary	1,567	1,567
12-Jan-2023	STATE STREET GLOBAL ADVISORS, INC.	Sale	47.47	Ordinary	(2,174)	(2,174)
17-Jan-2023	STATE STREET GLOBAL ADVISORS, INC.	Purchase	49.11	Ordinary	5,211	5,211
17-Jan-2023	STATE STREET GLOBAL ADVISORS, INC.	Purchase	49.11	Ordinary	11,109	11,109
17-Jan-2023	STATE STREET GLOBAL ADVISORS, INC.	Sale	49.11	Ordinary	(5,211)	(5,211)
17-Jan-2023	STATE STREET GLOBAL ADVISORS, INC.	Sale	49.11	Ordinary	(11,109)	(11,109)
17-Jan-2023	STATE STREET GLOBAL ADVISORS, INC.	Sale	49.11	Ordinary	(19,774)	(19,774)
18-Jan-2023	STATE STREET GLOBAL ADVISORS, INC.	Purchase	49.50	Ordinary	4,385	4,385
18-Jan-2023	STATE STREET GLOBAL ADVISORS, INC.	Sale	49.50	Ordinary	(8,107)	(8,107)
19-Jan-2023	STATE STREET GLOBAL ADVISORS, INC.	Sale	49.75	Ordinary	(498)	(498)
19-Jan-2023	STATE STREET GLOBAL ADVISORS, INC.	In specie application	n/a	Ordinary	246	246
20-Jan-2023	STATE STREET GLOBAL ADVISORS, INC.	Purchase	49.33	Ordinary	893	893
20-Jan-2023	STATE STREET GLOBAL ADVISORS, INC.	Purchase	49.33	Ordinary	7,233	7,233
20-Jan-2023	STATE STREET GLOBAL ADVISORS, INC.	Purchase	49.33	Ordinary	9,819	9,819
20-Jan-2023	STATE STREET GLOBAL ADVISORS, INC.	Sale	49.02	Ordinary	(128)	(128)
20-Jan-2023	STATE STREET GLOBAL ADVISORS, INC.	Sale	49.34	Ordinary	(9,819)	(9,819)
20-Jan-2023	STATE STREET GLOBAL ADVISORS, INC.	In specie application	n/a	Ordinary	2,704	2,704
23-Jan-2023	STATE STREET GLOBAL ADVISORS, INC.	Purchase	49.34	Ordinary	434	434
23-Jan-2023	STATE STREET GLOBAL ADVISORS, INC.	Sale	49.10	Ordinary	(9,795)	(9,795)
23-Jan-2023	STATE STREET GLOBAL ADVISORS, INC.	Sale	49.34	Ordinary	(1,406)	(1,406)
23-Jan-2023	STATE STREET GLOBAL ADVISORS, INC.	In specie application	n/a	Ordinary	20,826	20,826
24-Jan-2023	STATE STREET GLOBAL ADVISORS, INC.	Purchase	49.16	Ordinary	7,255	7,255
24-Jan-2023	STATE STREET GLOBAL ADVISORS, INC.	Sale	49.39	Ordinary	(197)	(197)
24-Jan-2023	STATE STREET GLOBAL ADVISORS, INC.	In specie application	n/a	Ordinary	13,182	13,182
25-Jan-2023	STATE STREET GLOBAL ADVISORS, INC.	Purchase	49.34	Ordinary	910	910
27-Jan-2023	STATE STREET GLOBAL ADVISORS, INC.	Sale	49.43	Ordinary	(464)	(464)
27-Jan-2023	STATE STREET GLOBAL ADVISORS, INC.	Sale	49.43	Ordinary	(7,500)	(7,500)
27-Jan-2023	STATE STREET GLOBAL ADVISORS, INC.	Sale	49.43	Ordinary	(1,143)	(1,143)
30-Jan-2023	STATE STREET GLOBAL ADVISORS, INC.	Purchase	49.90	Ordinary	239	239
30-Jan-2023	STATE STREET GLOBAL ADVISORS, INC.	Sale	49.41	Ordinary	(4,726)	(4,726)
30-Jan-2023	STATE STREET GLOBAL ADVISORS, INC.	Sale	49.46	Ordinary	(739)	(739)
30-Jan-2023	STATE STREET GLOBAL ADVISORS, INC.	Sale	49.47	Ordinary	(8,692)	(8,692)
30-Jan-2023	STATE STREET GLOBAL ADVISORS, INC.	Sale	49.47	Ordinary	(133)	(133)
30-Jan-2023	STATE STREET GLOBAL ADVISORS, INC.	In specie application	n/a	Ordinary	3,526	3,526
30-Jan-2023	STATE STREET GLOBAL ADVISORS, INC.	In specie redemption	n/a	Ordinary	(2,416)	(2,416)
31-Jan-2023	STATE STREET GLOBAL ADVISORS, INC.	Purchase	49.65	Ordinary	2,069	2,069
31-Jan-2023	STATE STREET GLOBAL ADVISORS, INC.	Purchase	49.65	Ordinary	9,262	9,262
31-Jan-2023	STATE STREET GLOBAL ADVISORS, INC.	Purchase	49.65	Ordinary	4,953	4,953
31-Jan-2023	STATE STREET GLOBAL ADVISORS, INC.	Sale	49.65	Ordinary	(5,752)	(5,752)
31-Jan-2023	STATE STREET GLOBAL ADVISORS, INC.	Sale	49.65	Ordinary	(2,069)	(2,069)
31-Jan-2023	STATE STREET GLOBAL ADVISORS, INC.	Sale	49.65	Ordinary	(16,920)	(16,920)
31-Jan-2023	STATE STREET GLOBAL ADVISORS, INC.	Sale	49.65	Ordinary	(4,953)	(4,953)
31-Jan-2023	STATE STREET GLOBAL ADVISORS, INC.	Sale	49.66	Ordinary	(475)	(475)
01-Feb-2023	STATE STREET GLOBAL ADVISORS, INC.	Purchase	49.65	Ordinary	6,508	6,508
01-Feb-2023	STATE STREET GLOBAL ADVISORS, INC.	Sale	49.65	Ordinary	(7,039)	(7,039)
03-Feb-2023	STATE STREET GLOBAL ADVISORS, INC.	In specie application	n/a	Ordinary	3,549	3,549
03-Feb-2023	STATE STREET GLOBAL ADVISORS, INC.	In specie redemption	n/a	Ordinary	(1,510)	(1,510)
06-Feb-2023	STATE STREET GLOBAL ADVISORS, INC.	Purchase	50.48	Ordinary	295	295
07-Feb-2023	STATE STREET GLOBAL ADVISORS, INC.	In specie application	n/a	Ordinary	1,302	1,302
08-Feb-2023	STATE STREET GLOBAL ADVISORS, INC.	In specie application	n/a	Ordinary	3,906	3,906
09-Feb-2023	STATE STREET GLOBAL ADVISORS, INC.	Purchase	49.39	Ordinary	1,052	1,052
10-Feb-2023	STATE STREET GLOBAL ADVISORS, INC.	Sale	49.00	Ordinary	(4,409)	(4,409)
10-Feb-2023	STATE STREET GLOBAL ADVISORS, INC.	In specie application	n/a	Ordinary	1,988	1,988
13-Feb-2023	STATE STREET GLOBAL ADVISORS, INC.	Sale	48.81	Ordinary	(1,352)	(1,352)
13-Feb-2023	STATE STREET GLOBAL ADVISORS, INC.	Sale	49.11	Ordinary	(468)	(468)
14-Feb-2023	STATE STREET GLOBAL ADVISORS, INC.	Purchase	48.70	Ordinary	643	643
14-Feb-2023	STATE STREET GLOBAL ADVISORS, INC.	Purchase	48.70	Ordinary	1,428	1,428
14-Feb-2023	STATE STREET GLOBAL ADVISORS, INC.	Purchase	48.70	Ordinary	6,172	6,172
14-Feb-2023	STATE STREET GLOBAL ADVISORS, INC.	In specie application	n/a	Ordinary	105	105
15-Feb-2023	STATE STREET GLOBAL ADVISORS, INC.	Purchase	50.00	Ordinary	230	230
17-Feb-2023	STATE STREET GLOBAL ADVISORS, INC.	Purchase	51.09	Ordinary	2,562	2,562
17-Feb-2023	STATE STREET GLOBAL ADVISORS, INC.	In specie application	n/a	Ordinary	2,873	2,873
20-Feb-2023	STATE STREET GLOBAL ADVISORS, INC.	Sale	50.35	Ordinary	(2,369)	(2,369)
21-Feb-2023	STATE STREET GLOBAL ADVISORS, INC.	In specie redemption	n/a	Ordinary	(124)	(124)
23-Feb-2023	STATE STREET GLOBAL ADVISORS, INC.	Purchase	48.48	Ordinary	12,332	12,332
23-Feb-2023	STATE STREET GLOBAL ADVISORS, INC.	Purchase	48.48	Ordinary	4,507	4,507
23-Feb-2023	STATE STREET GLOBAL ADVISORS, INC.	Sale	48.48	Ordinary	(12,332)	(12,332)
23-Feb-2023	STATE STREET GLOBAL ADVISORS, INC.	Sale	48.48	Ordinary	(1,986)	(1,986)
24-Feb-2023	STATE STREET GLOBAL ADVISORS, INC.	Purchase	48.69	Ordinary	31,902	31,902
24-Feb-2023	STATE STREET GLOBAL ADVISORS, INC.	Purchase	48.73	Ordinary	356	356
27-Feb-2023	STATE STREET GLOBAL ADVISORS, INC.	Purchase	48.46	Ordinary	67,592	67,592
27-Feb-2023	STATE STREET GLOBAL ADVISORS, INC.	Sale	48.54	Ordinary	(219)	(219)
27-Feb-2023	STATE STREET GLOBAL ADVISORS, INC.	In specie application	n/a	Ordinary	4,901	4,901
28-Feb-2023	STATE STREET GLOBAL ADVISORS, INC.	Purchase	48.24	Ordinary	8,762	8,762
28-Feb-2023	STATE STREET GLOBAL ADVISORS, INC.	Sale	48.24	Ordinary	(15,170)	(15,170)
28-Feb-2023	STATE STREET GLOBAL ADVISORS, INC.	Sale	48.24	Ordinary	(14,406)	(14,406)
01-Mar-2023	STATE STREET GLOBAL ADVISORS, INC.	Purchase	48.40	Ordinary	252	252
01-Mar-2023	STATE STREET GLOBAL ADVISORS, INC.	In specie application	n/a	Ordinary	51,043	51,043
02-Mar-2023	STATE STREET GLOBAL ADVISORS, INC.	Purchase	47.80	Ordinary	170	170
02-Mar-2023	STATE STREET GLOBAL ADVISORS, INC.	In specie application	n/a	Ordinary	2,704	2,704
03-Mar-2023	STATE STREET GLOBAL ADVISORS, INC.	Purchase	48.11	Ordinary	4,854	4,854

03-Mar-2023	STATE STREET GLOBAL ADVISORS, INC.	Sale	48.05	Ordinary	(5,437)	(5,437)
06-Mar-2023	STATE STREET GLOBAL ADVISORS, INC.	In specie application	n/a	Ordinary	132	132
06-Mar-2023	STATE STREET GLOBAL ADVISORS, INC.	In specie redemption	n/a	Ordinary	(13,761)	(13,761)
07-Mar-2023	STATE STREET GLOBAL ADVISORS, INC.	Purchase	49.63	Ordinary	3,809	3,809
07-Mar-2023	STATE STREET GLOBAL ADVISORS, INC.	Sale	49.63	Ordinary	(1,251)	(1,251)
07-Mar-2023	STATE STREET GLOBAL ADVISORS, INC.	In specie redemption	n/a	Ordinary	(1,510)	(1,510)
08-Mar-2023	STATE STREET GLOBAL ADVISORS, INC.	Sale	49.94	Ordinary	(14,274)	(14,274)
08-Mar-2023	STATE STREET GLOBAL ADVISORS, INC.	In specie redemption	n/a	Ordinary	(3,010)	(3,010)
09-Mar-2023	STATE STREET GLOBAL ADVISORS, INC.	Purchase	50.35	Ordinary	2,787	2,787
09-Mar-2023	STATE STREET GLOBAL ADVISORS, INC.	Sale	50.30	Ordinary	(10,875)	(10,875)
09-Mar-2023	STATE STREET GLOBAL ADVISORS, INC.	In specie redemption	n/a	Ordinary	(894)	(894)
13-Mar-2023	STATE STREET GLOBAL ADVISORS, INC.	Sale	49.50	Ordinary	(1,864)	(1,864)
14-Mar-2023	STATE STREET GLOBAL ADVISORS, INC.	Purchase	48.88	Ordinary	5,086	5,086
14-Mar-2023	STATE STREET GLOBAL ADVISORS, INC.	Sale	48.88	Ordinary	(2,876)	(2,876)
14-Mar-2023	STATE STREET GLOBAL ADVISORS, INC.	Sale	48.88	Ordinary	(5,086)	(5,086)
15-Mar-2023	STATE STREET GLOBAL ADVISORS, INC.	In specie redemption	n/a	Ordinary	(1,690)	(1,690)
16-Mar-2023	STATE STREET GLOBAL ADVISORS, INC.	Purchase	48.80	Ordinary	6,902	6,902
16-Mar-2023	STATE STREET GLOBAL ADVISORS, INC.	Purchase	48.83	Ordinary	7,846	7,846
16-Mar-2023	STATE STREET GLOBAL ADVISORS, INC.	Sale	48.83	Ordinary	(7,846)	(7,846)
17-Mar-2023	STATE STREET GLOBAL ADVISORS, INC.	Purchase	48.91	Ordinary	678	678
17-Mar-2023	STATE STREET GLOBAL ADVISORS, INC.	Purchase	49.09	Ordinary	2,368	2,368
17-Mar-2023	STATE STREET GLOBAL ADVISORS, INC.	Sale	49.09	Ordinary	(32,751)	(32,751)
20-Mar-2023	STATE STREET GLOBAL ADVISORS, INC.	Sale	48.25	Ordinary	(2,340)	(2,340)
21-Mar-2023	STATE STREET GLOBAL ADVISORS, INC.	Purchase	48.44	Ordinary	8,447	8,447
21-Mar-2023	STATE STREET GLOBAL ADVISORS, INC.	Purchase	48.44	Ordinary	645	645
21-Mar-2023	STATE STREET GLOBAL ADVISORS, INC.	Purchase	48.95	Ordinary	5,245	5,245
21-Mar-2023	STATE STREET GLOBAL ADVISORS, INC.	Sale	48.95	Ordinary	(5,426)	(5,426)
21-Mar-2023	STATE STREET GLOBAL ADVISORS, INC.	In specie redemption	n/a	Ordinary	(1,640)	(1,640)
22-Mar-2023	STATE STREET GLOBAL ADVISORS, INC.	Purchase	49.95	Ordinary	6,936	6,936
22-Mar-2023	STATE STREET GLOBAL ADVISORS, INC.	Purchase	49.51	Ordinary	3,176	3,176
22-Mar-2023	STATE STREET GLOBAL ADVISORS, INC.	Sale	49.50	Ordinary	(6,936)	(6,936)
22-Mar-2023	STATE STREET GLOBAL ADVISORS, INC.	Sale	49.51	Ordinary	(13,621)	(13,621)
23-Mar-2023	STATE STREET GLOBAL ADVISORS, INC.	Sale	49.60	Ordinary	(2,419)	(2,419)
24-Mar-2023	STATE STREET GLOBAL ADVISORS, INC.	Sale	49.60	Ordinary	(29,532)	(29,532)
27-Mar-2023	STATE STREET GLOBAL ADVISORS, INC.	Purchase	49.91	Ordinary	369	369
29-Mar-2023	STATE STREET GLOBAL ADVISORS, INC.	Purchase	50.03	Ordinary	174	174
29-Mar-2023	STATE STREET GLOBAL ADVISORS, INC.	Sale	50.03	Ordinary	(934)	(934)
30-Mar-2023	STATE STREET GLOBAL ADVISORS, INC.	Purchase	50.25	Ordinary	1,017	1,017
31-Mar-2023	STATE STREET GLOBAL ADVISORS, INC.	Purchase	50.00	Ordinary	858	858
31-Mar-2023	STATE STREET GLOBAL ADVISORS, INC.	Purchase	50.25	Ordinary	5,593	5,593
31-Mar-2023	STATE STREET GLOBAL ADVISORS, INC.	Sale	50.00	Ordinary	(811)	(811)
31-Mar-2023	STATE STREET GLOBAL ADVISORS, INC.	Sale	50.25	Ordinary	(18,404)	(18,404)
31-Mar-2023	STATE STREET GLOBAL ADVISORS, INC.	In specie application	n/a	Ordinary	41,886	41,886
03-Apr-2023	STATE STREET GLOBAL ADVISORS, INC.	Purchase	50.54	Ordinary	846	846
03-Apr-2023	STATE STREET GLOBAL ADVISORS, INC.	Purchase	50.54	Ordinary	8,718	8,718
03-Apr-2023	STATE STREET GLOBAL ADVISORS, INC.	Purchase	51.18	Ordinary	1,061	1,061
03-Apr-2023	STATE STREET GLOBAL ADVISORS, INC.	Sale	51.18	Ordinary	(3,825)	(3,825)
03-Apr-2023	STATE STREET GLOBAL ADVISORS, INC.	In specie redemption	n/a	Ordinary	(410)	(410)
04-Apr-2023	STATE STREET GLOBAL ADVISORS, INC.	Purchase	51.25	Ordinary	282	282
04-Apr-2023	STATE STREET GLOBAL ADVISORS, INC.	Purchase	51.50	Ordinary	6,632	6,632
04-Apr-2023	STATE STREET GLOBAL ADVISORS, INC.	Sale	51.50	Ordinary	(6,632)	(6,632)
04-Apr-2023	STATE STREET GLOBAL ADVISORS, INC.	In specie application	n/a	Ordinary	1,306	1,306
05-Apr-2023	STATE STREET GLOBAL ADVISORS, INC.	Purchase	51.80	Ordinary	1,472	1,472
05-Apr-2023	STATE STREET GLOBAL ADVISORS, INC.	Sale	51.80	Ordinary	(10,232)	(10,232)
05-Apr-2023	STATE STREET GLOBAL ADVISORS, INC.	In specie application	n/a	Ordinary	2,380	2,380
06-Apr-2023	STATE STREET GLOBAL ADVISORS, INC.	Purchase	51.43	Ordinary	4,347	4,347
06-Apr-2023	STATE STREET GLOBAL ADVISORS, INC.	Purchase	51.43	Ordinary	3,198	3,198
06-Apr-2023	STATE STREET GLOBAL ADVISORS, INC.	Purchase	51.43	Ordinary	580	580
06-Apr-2023	STATE STREET GLOBAL ADVISORS, INC.	In specie application	n/a	Ordinary	653	653
11-Apr-2023	STATE STREET GLOBAL ADVISORS, INC.	Purchase	51.88	Ordinary	1,014	1,014
11-Apr-2023	STATE STREET GLOBAL ADVISORS, INC.	Purchase	51.88	Ordinary	2,171	2,171
11-Apr-2023	STATE STREET GLOBAL ADVISORS, INC.	Purchase	51.88	Ordinary	9,665	9,665
11-Apr-2023	STATE STREET GLOBAL ADVISORS, INC.	Purchase	51.88	Ordinary	5,157	5,157
11-Apr-2023	STATE STREET GLOBAL ADVISORS, INC.	Sale	51.88	Ordinary	(26,885)	(26,885)
11-Apr-2023	STATE STREET GLOBAL ADVISORS, INC.	Sale	51.88	Ordinary	(9,665)	(9,665)
11-Apr-2023	STATE STREET GLOBAL ADVISORS, INC.	Sale	51.88	Ordinary	(5,157)	(5,157)
11-Apr-2023	STATE STREET GLOBAL ADVISORS, INC.	In specie application	n/a	Ordinary	1,360	1,360
12-Apr-2023	STATE STREET GLOBAL ADVISORS, INC.	Purchase	51.89	Ordinary	362	362
12-Apr-2023	STATE STREET GLOBAL ADVISORS, INC.	Sale	52.10	Ordinary	(10,586)	(10,586)
12-Apr-2023	STATE STREET GLOBAL ADVISORS, INC.	Sale	52.11	Ordinary	(114)	(114)
13-Apr-2023	STATE STREET GLOBAL ADVISORS, INC.	Purchase	51.75	Ordinary	2,931	2,931
13-Apr-2023	STATE STREET GLOBAL ADVISORS, INC.	Sale	51.75	Ordinary	(2,880)	(2,880)
13-Apr-2023	STATE STREET GLOBAL ADVISORS, INC.	In specie application	n/a	Ordinary	8,788	8,788
14-Apr-2023	STATE STREET GLOBAL ADVISORS, INC.	Purchase	51.65	Ordinary	4,817	4,817
14-Apr-2023	STATE STREET GLOBAL ADVISORS, INC.	Purchase	51.65	Ordinary	4,854	4,854
14-Apr-2023	STATE STREET GLOBAL ADVISORS, INC.	Purchase	51.82	Ordinary	721	721
14-Apr-2023	STATE STREET GLOBAL ADVISORS, INC.	Sale	51.65	Ordinary	(5,881)	(5,881)
14-Apr-2023	STATE STREET GLOBAL ADVISORS, INC.	Sale	51.65	Ordinary	(4,854)	(4,854)
17-Apr-2023	STATE STREET GLOBAL ADVISORS, INC.	Purchase	52.09	Ordinary	3,942	3,942
17-Apr-2023	STATE STREET GLOBAL ADVISORS, INC.	Sale	52.09	Ordinary	(1,407)	(1,407)
21-Apr-2023	STATE STREET GLOBAL ADVISORS, INC.	Purchase	52.03	Ordinary	1,553	1,553
21-Apr-2023	STATE STREET GLOBAL ADVISORS, INC.	Sale	52.03	Ordinary	(2,774)	(2,774)
24-Apr-2023	STATE STREET GLOBAL ADVISORS, INC.	Purchase	52.18	Ordinary	835	835
24-Apr-2023	STATE STREET GLOBAL ADVISORS, INC.	In specie application	n/a	Ordinary	210	210
26-Apr-2023	STATE STREET GLOBAL ADVISORS, INC.	Purchase	52.30	Ordinary	841	841
27-Apr-2023	STATE STREET GLOBAL ADVISORS, INC.	Purchase	52.22	Ordinary	1,429	1,429
27-Apr-2023	STATE STREET GLOBAL ADVISORS, INC.	Purchase	52.22	Ordinary	162	162
27-Apr-2023	STATE STREET GLOBAL ADVISORS, INC.	Purchase	52.35	Ordinary	1,730	1,730
27-Apr-2023	STATE STREET GLOBAL ADVISORS, INC.	Sale	52.34	Ordinary	(121)	(121)
27-Apr-2023	STATE STREET GLOBAL ADVISORS, INC.	Sale	52.35	Ordinary	(1,730)	(1,730)
28-Apr-2023	STATE STREET GLOBAL ADVISORS, INC.	Purchase	51.97	Ordinary	794	794
28-Apr-2023	STATE STREET GLOBAL ADVISORS, INC.	Purchase	51.97	Ordinary	16,205	16,205
28-Apr-2023	STATE STREET GLOBAL ADVISORS, INC.	Purchase	51.97	Ordinary	17,829	17,829
28-Apr-2023	STATE STREET GLOBAL ADVISORS, INC.	Purchase	52.65	Ordinary	3,297	3,297
28-Apr-2023	STATE STREET GLOBAL ADVISORS, INC.	Sale	51.97	Ordinary	(22,978)	(22,978)
28-Apr-2023	STATE STREET GLOBAL ADVISORS, INC.	Sale	51.97	Ordinary	(16,205)	(16,205)
28-Apr-2023	STATE STREET GLOBAL ADVISORS, INC.	Sale	51.97	Ordinary	(17,829)	(17,829)
28-Apr-2023	STATE STREET GLOBAL ADVISORS, INC.	Sale	52.06	Ordinary	(11,059)	(11,059)
02-May-2023	STATE STREET GLOBAL ADVISORS, INC.	Purchase	51.36	Ordinary	8,191	8,191
02-May-2023	STATE STREET GLOBAL ADVISORS, INC.	Purchase	51.80	Ordinary	261	261
02-May-2023	STATE STREET GLOBAL ADVISORS, INC.	Sale	51.36	Ordinary	(5,916)	(5,916)
03-May-2023	STATE STREET GLOBAL ADVISORS, INC.	Purchase	51.11	Ordinary	545	545
03-May-2023	STATE STREET GLOBAL ADVISORS, INC.	Purchase	51.11	Ordinary	16,926	16,926
03-May-2023	STATE STREET GLOBAL ADVISORS, INC.	Sale	51.11	Ordinary	(340)	(340)
03-May-2023	STATE STREET GLOBAL ADVISORS, INC.	Sale	51.44	Ordinary	(1,039)	(1,039)
03-May-2023	STATE STREET GLOBAL ADVISORS, INC.	In specie application	n/a	Ordinary	7,836	7,836
04-May-2023	STATE STREET GLOBAL ADVISORS, INC.	Purchase	51.05	Ordinary	1,846	1,846
05-May-2023	STATE STREET GLOBAL ADVISORS, INC.	Purchase	51.63	Ordinary	573	573
05-May-2023	STATE STREET GLOBAL ADVISORS, INC.	Sale	51.63	Ordinary	(88)	(88)
05-May-2023	STATE STREET GLOBAL ADVISORS, INC.	In specie application	n/a	Ordinary	14,336	14,336
08-May-2023	STATE STREET GLOBAL ADVISORS, INC.	Purchase	51.49	Ordinary	986	986
08-May-2023	STATE STREET GLOBAL ADVISORS, INC.	Sale	51.49	Ordinary	(500)	(500)
08-May-2023	STATE STREET GLOBAL ADVISORS, INC.	In specie application	n/a	Ordinary	2,616	2,616
09-May-2023	STATE STREET GLOBAL ADVISORS, INC.	Sale	51.35	Ordinary	(2,884)	(2,884)
09-May-2023	STATE STREET GLOBAL ADVISORS, INC.	In specie redemption	n/a	Ordinary	(897)	(897)
10-May-2023	STATE STREET GLOBAL ADVISORS, INC.	Purchase	51.92	Ordinary	259	259
10-May-2023	STATE STREET GLOBAL ADVISORS, INC.	Purchase	51.35	Ordinary	3,936	3,936
10-May-2023	STATE STREET GLOBAL ADVISORS, INC.	In specie redemption	n/a	Ordinary	(2,291)	(2,291)
11-May-2023	STATE STREET GLOBAL ADVISORS, INC.	Purchase	51.47	Ordinary	3,065	3,065
12-May-2023	STATE STREET GLOBAL ADVISORS, INC.	Purchase	51.83	Ordinary	5,780	5,780
15-May-2023	STATE STREET GLOBAL ADVISORS, INC.	In specie redemption	n/a	Ordinary	(598)	(598)
15-May-2023	STATE STREET GLOBAL ADVISORS, INC.	Purchase	51.08	Ordinary	2,803	2,803
17-May-2023	STATE STREET GLOBAL ADVISORS, INC.	Sale	51.08	Ordinary	(2,922)	(2,922)
18-May-2023	STATE STREET GLOBAL ADVISORS, INC.	Purchase	51.30	Ordinary	298	298
18-May-2023	STATE STREET GLOBAL ADVISORS, INC.	In specie redemption	n/a	Ordinary	(2,616)	(2,616)
19-May-2023	STATE STREET GLOBAL ADVISORS, INC.	Purchase	51.17	Ordinary	3,108	3,108
19-May-2023	STATE STREET GLOBAL ADVISORS, INC.	Purchase	51.49	Ordinary	93	93
19-May-2023	STATE STREET GLOBAL ADVISORS, INC.	Sale	51.17	Ordinary	(1,099)	(1,099)
22-May-2023	STATE STREET GLOBAL ADVISORS, INC.	Purchase	50.85	Ordinary	5,339	5,339
22-May-2023	STATE STREET GLOBAL ADVISORS, INC.	Purchase	50.85	Ordinary	9,154	9,154
22-May-2023	STATE STREET GLOBAL ADVISORS, INC.	Sale	50.85	Ordinary	(5,339)	(5,339)
22-May-2023	STATE STREET GLOBAL ADVISORS, INC.	Sale	50.85	Ordinary	(2,211)	(2,211)
23-May-2023	STATE STREET GLOBAL ADVISORS, INC.	Sale	49.91	Ordinary	(11,209)	(11,209)
23-May-2023	STATE STREET GLOBAL ADVISORS, INC.	In specie redemption	n/a	Ordinary	(2,620)	(2,620)
24-May-2023	STATE STREET GLOBAL ADVISORS, INC.	Sale	49.63	Ordinary	(28,074)	(28,074)
29-May-2023	STATE STREET GLOBAL ADVISORS, INC.	Purchase	49.05	Ordinary	106	106
30-May-2023	STATE STREET GLOBAL ADVISORS, INC.	Sale	49.30	Ordinary	(3,286)	(3,286)
30-May-2023	STATE STREET GLOBAL ADVISORS, INC.	In specie application	n/a	Ordinary	2,708	2,708
31-May-2023	STATE STREET GLOBAL ADVISORS, INC.	Purchase	47.67	Ordinary	6,384	6,384
31-May-2023	STATE STREET GLOBAL ADVISORS, INC.	Purchase	47.67	Ordinary	8,171	8,171
31-May-2023	STATE STREET GLOBAL ADVISORS, INC.	Purchase	47.67	Ordinary	16,322	16,322
31-May-2023	STATE STREET GLOBAL ADVISORS, INC.	Sale	47.67	Ordinary	(16,826)	(16,826)
31-May-2023	STATE STREET GLOBAL ADVISORS, INC.	In specie redemption	n/a	Ordinary	(63)	(63)
02-Jun-2023	STATE STREET GLOBAL ADVISORS, INC.	Purchase	47.74	Ordinary	1,102	1,102
02-Jun-2023	STATE STREET GLOBAL ADVISORS, INC.	Purchase	47.79	Ordinary	12,966	12,966

02-Jun-2023	STATE STREET GLOBAL ADVISORS, INC.	In specie redemption	n/a	Ordinary	(294)	(294)
05-Jun-2023	STATE STREET GLOBAL ADVISORS, INC.	Sale	48.78	Ordinary	(7,878)	(7,878)
06-Jun-2023	STATE STREET GLOBAL ADVISORS, INC.	Purchase	48.19	Ordinary	1,513	1,513
06-Jun-2023	STATE STREET GLOBAL ADVISORS, INC.	Purchase	49.49	Ordinary	10,573	10,573
07-Jun-2023	STATE STREET GLOBAL ADVISORS, INC.	Purchase	47.86	Ordinary	3,916	3,916
07-Jun-2023	STATE STREET GLOBAL ADVISORS, INC.	Sale	48.00	Ordinary	(1,548)	(1,548)
08-Jun-2023	STATE STREET GLOBAL ADVISORS, INC.	Purchase	47.46	Ordinary	4,236	4,236
08-Jun-2023	STATE STREET GLOBAL ADVISORS, INC.	Purchase	47.83	Ordinary	2,763	2,763
08-Jun-2023	STATE STREET GLOBAL ADVISORS, INC.	Sale	47.46	Ordinary	(2,569)	(2,569)
08-Jun-2023	STATE STREET GLOBAL ADVISORS, INC.	In specie application	n/a	Ordinary	246	246
09-Jun-2023	STATE STREET GLOBAL ADVISORS, INC.	Sale	47.58	Ordinary	(453)	(453)
13-Jun-2023	STATE STREET GLOBAL ADVISORS, INC.	Purchase	47.73	Ordinary	5,178	5,178
13-Jun-2023	STATE STREET GLOBAL ADVISORS, INC.	Purchase	48.02	Ordinary	16,500	16,500
13-Jun-2023	STATE STREET GLOBAL ADVISORS, INC.	Sale	48.02	Ordinary	(3,849)	(3,849)
13-Jun-2023	STATE STREET GLOBAL ADVISORS, INC.	Sale	48.02	Ordinary	(16,500)	(16,500)
14-Jun-2023	STATE STREET GLOBAL ADVISORS, INC.	Purchase	48.08	Ordinary	8,436	8,436
14-Jun-2023	STATE STREET GLOBAL ADVISORS, INC.	Sale	48.20	Ordinary	(3,231)	(3,231)
14-Jun-2023	STATE STREET GLOBAL ADVISORS, INC.	Sale	48.21	Ordinary	(19,160)	(19,160)
14-Jun-2023	STATE STREET GLOBAL ADVISORS, INC.	Sale	48.21	Ordinary	(5,506)	(5,506)
14-Jun-2023	STATE STREET GLOBAL ADVISORS, INC.	In specie application	n/a	Ordinary	9,797	9,797
15-Jun-2023	STATE STREET GLOBAL ADVISORS, INC.	Sale	48.46	Ordinary	(7,832)	(7,832)
16-Jun-2023	STATE STREET GLOBAL ADVISORS, INC.	Purchase	49.03	Ordinary	3,449	3,449
16-Jun-2023	STATE STREET GLOBAL ADVISORS, INC.	Sale	49.01	Ordinary	(3,667)	(3,667)
16-Jun-2023	STATE STREET GLOBAL ADVISORS, INC.	Sale	49.02	Ordinary	(3,957)	(3,957)
16-Jun-2023	STATE STREET GLOBAL ADVISORS, INC.	Sale	49.03	Ordinary	(695)	(695)
21-Jun-2023	STATE STREET GLOBAL ADVISORS, INC.	Purchase	49.06	Ordinary	123	123
21-Jun-2023	STATE STREET GLOBAL ADVISORS, INC.	Sale	49.06	Ordinary	(428)	(428)
21-Jun-2023	STATE STREET GLOBAL ADVISORS, INC.	Sale	49.36	Ordinary	(27,402)	(27,402)
21-Jun-2023	STATE STREET GLOBAL ADVISORS, INC.	In specie application	n/a	Ordinary	5,070	5,070
23-Jun-2023	STATE STREET GLOBAL ADVISORS, INC.	Purchase	48.43	Ordinary	2,335	2,335
23-Jun-2023	STATE STREET GLOBAL ADVISORS, INC.	Sale	48.07	Ordinary	(285)	(285)
26-Jun-2023	STATE STREET GLOBAL ADVISORS, INC.	Purchase	48.30	Ordinary	1,509	1,509
26-Jun-2023	STATE STREET GLOBAL ADVISORS, INC.	Sale	48.30	Ordinary	(1,509)	(1,509)
27-Jun-2023	STATE STREET GLOBAL ADVISORS, INC.	Purchase	48.40	Ordinary	1,483	1,483
27-Jun-2023	STATE STREET GLOBAL ADVISORS, INC.	Sale	48.49	Ordinary	(5,371)	(5,371)
29-Jun-2023	STATE STREET GLOBAL ADVISORS, INC.	Purchase	49.08	Ordinary	87	87
29-Jun-2023	STATE STREET GLOBAL ADVISORS, INC.	Sale	49.08	Ordinary	(105)	(105)
29-Jun-2023	STATE STREET GLOBAL ADVISORS, INC.	Sale	49.08	Ordinary	(12,559)	(12,559)
30-Jun-2023	STATE STREET GLOBAL ADVISORS, INC.	Purchase	49.25	Ordinary	1,529	1,529
30-Jun-2023	STATE STREET GLOBAL ADVISORS, INC.	Purchase	49.25	Ordinary	17,488	17,488
30-Jun-2023	STATE STREET GLOBAL ADVISORS, INC.	Purchase	49.34	Ordinary	86,082	86,082
30-Jun-2023	STATE STREET GLOBAL ADVISORS, INC.	Sale	49.34	Ordinary	(26,591)	(26,591)
30-Jun-2023	STATE STREET GLOBAL ADVISORS, INC.	In specie application	n/a	Ordinary	15,101	15,101
03-Jul-2023	STATE STREET GLOBAL ADVISORS, INC.	Purchase	49.30	Ordinary	362	362
03-Jul-2023	STATE STREET GLOBAL ADVISORS, INC.	Purchase	50.02	Ordinary	110	110
03-Jul-2023	STATE STREET GLOBAL ADVISORS, INC.	In specie application	n/a	Ordinary	105	105
03-Jul-2023	STATE STREET GLOBAL ADVISORS, INC.	In specie redemption	n/a	Ordinary	(18,663)	(18,663)
04-Jul-2023	STATE STREET GLOBAL ADVISORS, INC.	Purchase	49.87	Ordinary	1,199	1,199
04-Jul-2023	STATE STREET GLOBAL ADVISORS, INC.	Purchase	49.87	Ordinary	12,214	12,214
05-Jul-2023	STATE STREET GLOBAL ADVISORS, INC.	Purchase	49.90	Ordinary	1,523	1,523
05-Jul-2023	STATE STREET GLOBAL ADVISORS, INC.	Sale	49.80	Ordinary	(152)	(152)
05-Jul-2023	STATE STREET GLOBAL ADVISORS, INC.	In specie application	n/a	Ordinary	19,863	19,863
06-Jul-2023	STATE STREET GLOBAL ADVISORS, INC.	In specie application	n/a	Ordinary	1,073	1,073
07-Jul-2023	STATE STREET GLOBAL ADVISORS, INC.	Purchase	49.87	Ordinary	84	84
07-Jul-2023	STATE STREET GLOBAL ADVISORS, INC.	In specie application	n/a	Ordinary	909	909
10-Jul-2023	STATE STREET GLOBAL ADVISORS, INC.	Sale	46.79	Ordinary	(239)	(239)
10-Jul-2023	STATE STREET GLOBAL ADVISORS, INC.	In specie application	n/a	Ordinary	6,760	6,760
11-Jul-2023	STATE STREET GLOBAL ADVISORS, INC.	Purchase	47.58	Ordinary	15,888	15,888
12-Jul-2023	STATE STREET GLOBAL ADVISORS, INC.	Sale	47.81	Ordinary	(9,143)	(9,143)
12-Jul-2023	STATE STREET GLOBAL ADVISORS, INC.	In specie application	n/a	Ordinary	912	912
14-Jul-2023	STATE STREET GLOBAL ADVISORS, INC.	Purchase	48.85	Ordinary	106	106
17-Jul-2023	STATE STREET GLOBAL ADVISORS, INC.	Purchase	49.10	Ordinary	1,426	1,426
17-Jul-2023	STATE STREET GLOBAL ADVISORS, INC.	Purchase	49.15	Ordinary	6,110	6,110
17-Jul-2023	STATE STREET GLOBAL ADVISORS, INC.	Sale	49.15	Ordinary	(6,110)	(6,110)
17-Jul-2023	STATE STREET GLOBAL ADVISORS, INC.	Sale	49.15	Ordinary	(1,675)	(1,675)
18-Jul-2023	STATE STREET GLOBAL ADVISORS, INC.	Purchase	49.25	Ordinary	1,100	1,100
18-Jul-2023	STATE STREET GLOBAL ADVISORS, INC.	Sale	49.02	Ordinary	(1,100)	(1,100)
19-Jul-2023	STATE STREET GLOBAL ADVISORS, INC.	Purchase	49.25	Ordinary	746	746
19-Jul-2023	STATE STREET GLOBAL ADVISORS, INC.	Sale	49.23	Ordinary	(4,314)	(4,314)
19-Jul-2023	STATE STREET GLOBAL ADVISORS, INC.	Sale	49.25	Ordinary	(746)	(746)
20-Jul-2023	STATE STREET GLOBAL ADVISORS, INC.	Purchase	49.62	Ordinary	501	501
20-Jul-2023	STATE STREET GLOBAL ADVISORS, INC.	Sale	49.06	Ordinary	(747)	(747)
21-Jul-2023	STATE STREET GLOBAL ADVISORS, INC.	In specie application	n/a	Ordinary	574	574
24-Jul-2023	STATE STREET GLOBAL ADVISORS, INC.	Purchase	49.26	Ordinary	4,307	4,307
24-Jul-2023	STATE STREET GLOBAL ADVISORS, INC.	Sale	49.26	Ordinary	(4,307)	(4,307)
25-Jul-2023	STATE STREET GLOBAL ADVISORS, INC.	Purchase	48.82	Ordinary	4,978	4,978
25-Jul-2023	STATE STREET GLOBAL ADVISORS, INC.	Purchase	49.20	Ordinary	1,257	1,257
25-Jul-2023	STATE STREET GLOBAL ADVISORS, INC.	Sale	48.82	Ordinary	(5,369)	(5,369)
26-Jul-2023	STATE STREET GLOBAL ADVISORS, INC.	Purchase	49.34	Ordinary	1,736	1,736
26-Jul-2023	STATE STREET GLOBAL ADVISORS, INC.	Purchase	49.33	Ordinary	1,416	1,416
26-Jul-2023	STATE STREET GLOBAL ADVISORS, INC.	Sale	48.70	Ordinary	(352)	(352)
26-Jul-2023	STATE STREET GLOBAL ADVISORS, INC.	Sale	49.34	Ordinary	(2,068)	(2,068)
27-Jul-2023	STATE STREET GLOBAL ADVISORS, INC.	Purchase	50.15	Ordinary	9,556	9,556
27-Jul-2023	STATE STREET GLOBAL ADVISORS, INC.	Sale	50.15	Ordinary	(19,411)	(19,411)
27-Jul-2023	STATE STREET GLOBAL ADVISORS, INC.	Sale	49.81	Ordinary	(9,556)	(9,556)
27-Jul-2023	STATE STREET GLOBAL ADVISORS, INC.	Sale	50.15	Ordinary	(12,865)	(12,865)
28-Jul-2023	STATE STREET GLOBAL ADVISORS, INC.	Purchase	49.61	Ordinary	3,946	3,946
28-Jul-2023	STATE STREET GLOBAL ADVISORS, INC.	Sale	49.61	Ordinary	(4,782)	(4,782)
31-Jul-2023	STATE STREET GLOBAL ADVISORS, INC.	Purchase	49.65	Ordinary	5,346	5,346
31-Jul-2023	STATE STREET GLOBAL ADVISORS, INC.	Purchase	49.65	Ordinary	5,421	5,421
31-Jul-2023	STATE STREET GLOBAL ADVISORS, INC.	Purchase	49.88	Ordinary	1,838	1,838
31-Jul-2023	STATE STREET GLOBAL ADVISORS, INC.	Sale	49.65	Ordinary	(7,753)	(7,753)
31-Jul-2023	STATE STREET GLOBAL ADVISORS, INC.	Sale	49.65	Ordinary	(5,421)	(5,421)
01-Aug-2023	STATE STREET GLOBAL ADVISORS, INC.	Purchase	50.15	Ordinary	2,666	2,666
01-Aug-2023	STATE STREET GLOBAL ADVISORS, INC.	Sale	50.15	Ordinary	(464)	(464)
02-Aug-2023	STATE STREET GLOBAL ADVISORS, INC.	Purchase	50.00	Ordinary	702	702
02-Aug-2023	STATE STREET GLOBAL ADVISORS, INC.	Sale	49.76	Ordinary	(1,364)	(1,364)
03-Aug-2023	STATE STREET GLOBAL ADVISORS, INC.	In specie application	n/a	Ordinary	584	584
03-Aug-2023	STATE STREET GLOBAL ADVISORS, INC.	In specie redemption	n/a	Ordinary	(4,557)	(4,557)
04-Aug-2023	STATE STREET GLOBAL ADVISORS, INC.	Purchase	49.50	Ordinary	541	541
04-Aug-2023	STATE STREET GLOBAL ADVISORS, INC.	Purchase	49.75	Ordinary	7,577	7,577
04-Aug-2023	STATE STREET GLOBAL ADVISORS, INC.	Sale	49.75	Ordinary	(941)	(941)
08-Aug-2023	STATE STREET GLOBAL ADVISORS, INC.	Sale	49.81	Ordinary	(3,931)	(3,931)
08-Aug-2023	STATE STREET GLOBAL ADVISORS, INC.	Sale	49.90	Ordinary	(1,197)	(1,197)
09-Aug-2023	STATE STREET GLOBAL ADVISORS, INC.	Sale	49.87	Ordinary	(6,625)	(6,625)
09-Aug-2023	STATE STREET GLOBAL ADVISORS, INC.	In specie redemption	n/a	Ordinary	(13,899)	(13,899)
10-Aug-2023	STATE STREET GLOBAL ADVISORS, INC.	Purchase	49.71	Ordinary	8,296	8,296
10-Aug-2023	STATE STREET GLOBAL ADVISORS, INC.	Sale	50.49	Ordinary	(574)	(574)
10-Aug-2023	STATE STREET GLOBAL ADVISORS, INC.	In specie redemption	n/a	Ordinary	(12,784)	(12,784)
11-Aug-2023	STATE STREET GLOBAL ADVISORS, INC.	Sale	50.89	Ordinary	(1,195)	(1,195)
11-Aug-2023	STATE STREET GLOBAL ADVISORS, INC.	In specie application	n/a	Ordinary	4,056	4,056
11-Aug-2023	STATE STREET GLOBAL ADVISORS, INC.	In specie redemption	n/a	Ordinary	(4,557)	(4,557)
16-Aug-2023	STATE STREET GLOBAL ADVISORS, INC.	Sale	50.32	Ordinary	(328)	(328)
16-Aug-2023	STATE STREET GLOBAL ADVISORS, INC.	Sale	50.32	Ordinary	(8,077)	(8,077)
16-Aug-2023	STATE STREET GLOBAL ADVISORS, INC.	Sale	50.66	Ordinary	(578)	(578)
17-Aug-2023	STATE STREET GLOBAL ADVISORS, INC.	Purchase	49.72	Ordinary	13,914	13,914
18-Aug-2023	STATE STREET GLOBAL ADVISORS, INC.	In specie application	n/a	Ordinary	3,626	3,626
18-Aug-2023	STATE STREET GLOBAL ADVISORS, INC.	In specie redemption	n/a	Ordinary	(1,956)	(1,956)
21-Aug-2023	STATE STREET GLOBAL ADVISORS, INC.	Purchase	49.62	Ordinary	1,058	1,058
21-Aug-2023	STATE STREET GLOBAL ADVISORS, INC.	Sale	49.33	Ordinary	(389)	(389)
21-Aug-2023	STATE STREET GLOBAL ADVISORS, INC.	Sale	49.62	Ordinary	(5,864)	(5,864)
21-Aug-2023	STATE STREET GLOBAL ADVISORS, INC.	In specie application	n/a	Ordinary	161	161
21-Aug-2023	STATE STREET GLOBAL ADVISORS, INC.	In specie redemption	n/a	Ordinary	(3,260)	(3,260)
22-Aug-2023	STATE STREET GLOBAL ADVISORS, INC.	Purchase	49.39	Ordinary	340	340
22-Aug-2023	STATE STREET GLOBAL ADVISORS, INC.	In specie application	n/a	Ordinary	105	105
23-Aug-2023	STATE STREET GLOBAL ADVISORS, INC.	Sale	49.10	Ordinary	(3,976)	(3,976)
23-Aug-2023	STATE STREET GLOBAL ADVISORS, INC.	In specie application	n/a	Ordinary	164	164
24-Aug-2023	STATE STREET GLOBAL ADVISORS, INC.	Sale	49.07	Ordinary	(3,707)	(3,707)
28-Aug-2023	STATE STREET GLOBAL ADVISORS, INC.	In specie application	n/a	Ordinary	7,098	7,098
30-Aug-2023	STATE STREET GLOBAL ADVISORS, INC.	In specie application	n/a	Ordinary	3,887	3,887
31-Aug-2023	STATE STREET GLOBAL ADVISORS, INC.	Purchase	53.87	Ordinary	8,733	8,733
31-Aug-2023	STATE STREET GLOBAL ADVISORS, INC.	Sale	53.87	Ordinary	(6,737)	(6,737)
04-Sep-2023	STATE STREET GLOBAL ADVISORS, INC.	Purchase	54.15	Ordinary	8,495	8,495
05-Sep-2023	STATE STREET GLOBAL ADVISORS, INC.	Sale	53.86	Ordinary	(77)	(77)
05-Sep-2023	STATE STREET GLOBAL ADVISORS, INC.	Purchase	53.95	Ordinary	4,035	4,035
07-Sep-2023	STATE STREET GLOBAL ADVISORS, INC.	Purchase	53.56	Ordinary	1,085	1,085
07-Sep-2023	STATE STREET GLOBAL ADVISORS, INC.	Purchase	53.56	Ordinary	3,624	3,624
07-Sep-2023	STATE STREET GLOBAL ADVISORS, INC.	Purchase	53.75	Ordinary	8,715	8,715
07-Sep-2023	STATE STREET GLOBAL ADVISORS, INC.	Sale	53.56	Ordinary	(4,119)	(4,119)
07-Sep-2023	STATE STREET GLOBAL ADVISORS, INC.	In specie application	n/a	Ordinary	2,205	2,205
08-Sep-2023	STATE STREET GLOBAL ADVISORS, INC.	Purchase	53.20	Ordinary	3,600	3,600
08-Sep-2023	STATE STREET GLOBAL ADVISORS, INC.	Sale	53.20	Ordinary	(1,962)	(1,962)
12-Sep-2023	STATE STREET GLOBAL ADVISORS, INC.	Purchase	53.41	Ordinary	2,493	2,493
12-Sep-2023	STATE STREET GLOBAL ADVISORS, INC.	Purchase	53.41	Ordinary	919	919
12-Sep-2023	STATE STREET GLOBAL ADVISORS, INC.	Purchase	53.45	Ordinary	1,616	1,616

12-Sep-2023	STATE STREET GLOBAL ADVISORS, INC.	Sale	53.45	Ordinary	(2,605)	(2,605)
12-Sep-2023	STATE STREET GLOBAL ADVISORS, INC.	In specie redemption	n/a	Ordinary	(4,545)	(4,545)
14-Sep-2023	STATE STREET GLOBAL ADVISORS, INC.	Sale	53.00	Ordinary	(20,514)	(20,514)
15-Sep-2023	STATE STREET GLOBAL ADVISORS, INC.	Purchase	53.70	Ordinary	18,806	18,806
15-Sep-2023	STATE STREET GLOBAL ADVISORS, INC.	Purchase	53.70	Ordinary	38,686	38,686
15-Sep-2023	STATE STREET GLOBAL ADVISORS, INC.	Sale	53.70	Ordinary	(6,754)	(6,754)
19-Sep-2023	STATE STREET GLOBAL ADVISORS, INC.	Purchase	53.35	Ordinary	6,045	6,045
19-Sep-2023	STATE STREET GLOBAL ADVISORS, INC.	Sale	53.35	Ordinary	(90)	(90)
19-Sep-2023	STATE STREET GLOBAL ADVISORS, INC.	Sale	53.49	Ordinary	(4,013)	(4,013)
20-Sep-2023	STATE STREET GLOBAL ADVISORS, INC.	Purchase	53.56	Ordinary	5,465	5,465
20-Sep-2023	STATE STREET GLOBAL ADVISORS, INC.	Purchase	53.63	Ordinary	183	183
20-Sep-2023	STATE STREET GLOBAL ADVISORS, INC.	In specie application	n/a	Ordinary	3,380	3,380
21-Sep-2023	STATE STREET GLOBAL ADVISORS, INC.	Purchase	53.39	Ordinary	3,620	3,620
21-Sep-2023	STATE STREET GLOBAL ADVISORS, INC.	Sale	53.38	Ordinary	(1,098)	(1,098)
21-Sep-2023	STATE STREET GLOBAL ADVISORS, INC.	Sale	53.39	Ordinary	(2,397)	(2,397)
22-Sep-2023	STATE STREET GLOBAL ADVISORS, INC.	Purchase	53.23	Ordinary	2,185	2,185
22-Sep-2023	STATE STREET GLOBAL ADVISORS, INC.	Sale	53.23	Ordinary	(2,193)	(2,193)
22-Sep-2023	STATE STREET GLOBAL ADVISORS, INC.	In specie application	n/a	Ordinary	3,054	3,054
25-Sep-2023	STATE STREET GLOBAL ADVISORS, INC.	Purchase	53.55	Ordinary	11,026	11,026
26-Sep-2023	STATE STREET GLOBAL ADVISORS, INC.	Purchase	53.61	Ordinary	1,875	1,875
26-Sep-2023	STATE STREET GLOBAL ADVISORS, INC.	Sale	53.19	Ordinary	(3,248)	(3,248)
27-Sep-2023	STATE STREET GLOBAL ADVISORS, INC.	Purchase	53.08	Ordinary	22,598	22,598
27-Sep-2023	STATE STREET GLOBAL ADVISORS, INC.	Purchase	53.08	Ordinary	12,270	12,270
27-Sep-2023	STATE STREET GLOBAL ADVISORS, INC.	Purchase	53.08	Ordinary	3,636	3,636
27-Sep-2023	STATE STREET GLOBAL ADVISORS, INC.	Purchase	53.16	Ordinary	594	594
27-Sep-2023	STATE STREET GLOBAL ADVISORS, INC.	Sale	53.08	Ordinary	(1,008)	(1,008)
27-Sep-2023	STATE STREET GLOBAL ADVISORS, INC.	Sale	53.08	Ordinary	(12,270)	(12,270)
27-Sep-2023	STATE STREET GLOBAL ADVISORS, INC.	Sale	53.08	Ordinary	(3,636)	(3,636)
27-Sep-2023	STATE STREET GLOBAL ADVISORS, INC.	In specie redemption	n/a	Ordinary	(3,260)	(3,260)
28-Sep-2023	STATE STREET GLOBAL ADVISORS, INC.	Purchase	52.72	Ordinary	551	551
29-Sep-2023	STATE STREET GLOBAL ADVISORS, INC.	Purchase	52.84	Ordinary	21,509	21,509
29-Sep-2023	STATE STREET GLOBAL ADVISORS, INC.	Purchase	52.86	Ordinary	22,153	22,153
29-Sep-2023	STATE STREET GLOBAL ADVISORS, INC.	Purchase	52.91	Ordinary	3,654	3,654
29-Sep-2023	STATE STREET GLOBAL ADVISORS, INC.	Sale	52.86	Ordinary	(9,313)	(9,313)
29-Sep-2023	STATE STREET GLOBAL ADVISORS, INC.	In specie application	n/a	Ordinary	3,400	3,400
03-Oct-2023	STATE STREET GLOBAL ADVISORS, INC.	Purchase	52.13	Ordinary	309	309
04-Oct-2023	STATE STREET GLOBAL ADVISORS, INC.	Purchase	52.30	Ordinary	15,425	15,425
04-Oct-2023	STATE STREET GLOBAL ADVISORS, INC.	In specie redemption	n/a	Ordinary	(1,914)	(1,914)
05-Oct-2023	STATE STREET GLOBAL ADVISORS, INC.	Purchase	52.57	Ordinary	811	811
06-Oct-2023	STATE STREET GLOBAL ADVISORS, INC.	Purchase	52.28	Ordinary	708	708
09-Oct-2023	STATE STREET GLOBAL ADVISORS, INC.	In specie application	n/a	Ordinary	7,820	7,820
10-Oct-2023	STATE STREET GLOBAL ADVISORS, INC.	Purchase	52.17	Ordinary	965	965
10-Oct-2023	STATE STREET GLOBAL ADVISORS, INC.	Sale	52.17	Ordinary	(4,646)	(4,646)
10-Oct-2023	STATE STREET GLOBAL ADVISORS, INC.	In specie redemption	n/a	Ordinary	(3,918)	(3,918)
11-Oct-2023	STATE STREET GLOBAL ADVISORS, INC.	Purchase	52.13	Ordinary	113	113
11-Oct-2023	STATE STREET GLOBAL ADVISORS, INC.	Purchase	52.66	Ordinary	775	775
11-Oct-2023	STATE STREET GLOBAL ADVISORS, INC.	Sale	52.66	Ordinary	(15,399)	(15,399)
16-Oct-2023	STATE STREET GLOBAL ADVISORS, INC.	Sale	52.70	Ordinary	(112)	(112)
17-Oct-2023	STATE STREET GLOBAL ADVISORS, INC.	Purchase	52.97	Ordinary	755	755
17-Oct-2023	STATE STREET GLOBAL ADVISORS, INC.	Purchase	52.97	Ordinary	405	405
18-Oct-2023	STATE STREET GLOBAL ADVISORS, INC.	Purchase	52.55	Ordinary	1,453	1,453
18-Oct-2023	STATE STREET GLOBAL ADVISORS, INC.	Purchase	52.58	Ordinary	3,288	3,288
18-Oct-2023	STATE STREET GLOBAL ADVISORS, INC.	Purchase	52.58	Ordinary	4,164	4,164
18-Oct-2023	STATE STREET GLOBAL ADVISORS, INC.	Purchase	52.58	Ordinary	100	100
18-Oct-2023	STATE STREET GLOBAL ADVISORS, INC.	Sale	52.58	Ordinary	(4,151)	(4,151)
18-Oct-2023	STATE STREET GLOBAL ADVISORS, INC.	Sale	52.58	Ordinary	(4,164)	(4,164)
20-Oct-2023	STATE STREET GLOBAL ADVISORS, INC.	Purchase	51.27	Ordinary	7,032	7,032
23-Oct-2023	STATE STREET GLOBAL ADVISORS, INC.	Purchase	51.24	Ordinary	1,071	1,071
23-Oct-2023	STATE STREET GLOBAL ADVISORS, INC.	Sale	51.24	Ordinary	(4,734)	(4,734)
23-Oct-2023	STATE STREET GLOBAL ADVISORS, INC.	In specie redemption	n/a	Ordinary	(1,959)	(1,959)
24-Oct-2023	STATE STREET GLOBAL ADVISORS, INC.	Purchase	51.12	Ordinary	4,247	4,247
24-Oct-2023	STATE STREET GLOBAL ADVISORS, INC.	Sale	51.12	Ordinary	(4,247)	(4,247)
24-Oct-2023	STATE STREET GLOBAL ADVISORS, INC.	In specie redemption	n/a	Ordinary	(47,883)	(47,883)
25-Oct-2023	STATE STREET GLOBAL ADVISORS, INC.	Purchase	50.82	Ordinary	2,279	2,279
25-Oct-2023	STATE STREET GLOBAL ADVISORS, INC.	Sale	50.82	Ordinary	(4,631)	(4,631)
26-Oct-2023	STATE STREET GLOBAL ADVISORS, INC.	Purchase	50.77	Ordinary	5,306	5,306
26-Oct-2023	STATE STREET GLOBAL ADVISORS, INC.	Sale	50.37	Ordinary	(8,086)	(8,086)
26-Oct-2023	STATE STREET GLOBAL ADVISORS, INC.	Sale	50.37	Ordinary	(7,299)	(7,299)
27-Oct-2023	STATE STREET GLOBAL ADVISORS, INC.	Sale	50.26	Ordinary	(4,917)	(4,917)
27-Oct-2023	STATE STREET GLOBAL ADVISORS, INC.	Sale	50.33	Ordinary	(6,788)	(6,788)
30-Oct-2023	STATE STREET GLOBAL ADVISORS, INC.	Write-down or Basis Adjustment	30.98	Ordinary	-	-
30-Oct-2023	STATE STREET GLOBAL ADVISORS, INC.	Write-down or Basis Adjustment	31.56	Ordinary	-	-
31-Oct-2023	STATE STREET GLOBAL ADVISORS, INC.	Purchase	50.52	Ordinary	11,234	11,234
31-Oct-2023	STATE STREET GLOBAL ADVISORS, INC.	Sale	50.52	Ordinary	(4,574)	(4,574)
31-Oct-2023	STATE STREET GLOBAL ADVISORS, INC.	In specie application	n/a	Ordinary	14,521	14,521
31-Oct-2023	STATE STREET GLOBAL ADVISORS, INC.	In specie redemption	n/a	Ordinary	(14,521)	(14,521)
01-Nov-2023	STATE STREET GLOBAL ADVISORS, INC.	Purchase	50.94	Ordinary	322	322
02-Nov-2023	STATE STREET GLOBAL ADVISORS, INC.	Purchase	51.43	Ordinary	5,265	5,265
02-Nov-2023	STATE STREET GLOBAL ADVISORS, INC.	Purchase	51.47	Ordinary	1,540	1,540
02-Nov-2023	STATE STREET GLOBAL ADVISORS, INC.	Sale	51.43	Ordinary	(5,132)	(5,132)
09-Nov-2023	STATE STREET GLOBAL ADVISORS, INC.	Purchase	52.10	Ordinary	3,256	3,256
06-Nov-2023	STATE STREET GLOBAL ADVISORS, INC.	Sale	52.59	Ordinary	(2,271)	(2,271)
08-Nov-2023	STATE STREET GLOBAL ADVISORS, INC.	Sale	52.81	Ordinary	(140)	(140)
09-Nov-2023	STATE STREET GLOBAL ADVISORS, INC.	Purchase	53.08	Ordinary	1,129	1,129
09-Nov-2023	STATE STREET GLOBAL ADVISORS, INC.	In specie application	n/a	Ordinary	105	105
10-Nov-2023	STATE STREET GLOBAL ADVISORS, INC.	Purchase	53.00	Ordinary	5,102	5,102
10-Nov-2023	STATE STREET GLOBAL ADVISORS, INC.	Purchase	53.08	Ordinary	435	435
14-Nov-2023	STATE STREET GLOBAL ADVISORS, INC.	In specie application	n/a	Ordinary	164	164
15-Nov-2023	STATE STREET GLOBAL ADVISORS, INC.	Purchase	54.19	Ordinary	94,088	94,088
15-Nov-2023	STATE STREET GLOBAL ADVISORS, INC.	Sale	54.19	Ordinary	(1,534)	(1,534)
15-Nov-2023	STATE STREET GLOBAL ADVISORS, INC.	Purchase	53.99	Ordinary	468	468
16-Nov-2023	STATE STREET GLOBAL ADVISORS, INC.	In specie application	n/a	Ordinary	2,550	2,550
17-Nov-2023	STATE STREET GLOBAL ADVISORS, INC.	Sale	53.00	Ordinary	(370)	(370)
20-Nov-2023	STATE STREET GLOBAL ADVISORS, INC.	Purchase	53.18	Ordinary	622	622
20-Nov-2023	STATE STREET GLOBAL ADVISORS, INC.	In specie redemption	n/a	Ordinary	(3,260)	(3,260)
21-Nov-2023	STATE STREET GLOBAL ADVISORS, INC.	Purchase	53.05	Ordinary	6,217	6,217
23-Nov-2023	STATE STREET GLOBAL ADVISORS, INC.	Purchase	52.95	Ordinary	113	113
27-Nov-2023	STATE STREET GLOBAL ADVISORS, INC.	Sale	52.06	Ordinary	(1,607)	(1,607)
27-Nov-2023	STATE STREET GLOBAL ADVISORS, INC.	In specie application	n/a	Ordinary	890	890
27-Nov-2023	STATE STREET GLOBAL ADVISORS, INC.	In specie redemption	n/a	Ordinary	(164)	(164)
28-Nov-2023	STATE STREET GLOBAL ADVISORS, INC.	Purchase	52.19	Ordinary	14,069	14,069
28-Nov-2023	STATE STREET GLOBAL ADVISORS, INC.	Purchase	52.22	Ordinary	392	392
28-Nov-2023	STATE STREET GLOBAL ADVISORS, INC.	Sale	52.21	Ordinary	(268)	(268)
28-Nov-2023	STATE STREET GLOBAL ADVISORS, INC.	In specie application	n/a	Ordinary	106	106
29-Nov-2023	STATE STREET GLOBAL ADVISORS, INC.	Purchase	52.72	Ordinary	4,071	4,071
29-Nov-2023	STATE STREET GLOBAL ADVISORS, INC.	Sale	52.62	Ordinary	(5,112)	(5,112)
29-Nov-2023	STATE STREET GLOBAL ADVISORS, INC.	Sale	52.72	Ordinary	(4,071)	(4,071)
30-Nov-2023	STATE STREET GLOBAL ADVISORS, INC.	Purchase	52.66	Ordinary	26,311	26,311
30-Nov-2023	STATE STREET GLOBAL ADVISORS, INC.	Sale	52.66	Ordinary	(55,855)	(55,855)
30-Nov-2023	STATE STREET GLOBAL ADVISORS, INC.	In specie application	n/a	Ordinary	1,700	1,700
30-Nov-2023	STATE STREET GLOBAL ADVISORS, INC.	In specie redemption	n/a	Ordinary	(158,476)	(158,476)
01-Dec-2023	STATE STREET GLOBAL ADVISORS, INC.	In specie redemption	n/a	Ordinary	(4,016)	(4,016)
01-Dec-2023	STATE STREET GLOBAL ADVISORS, INC.	In specie redemption	n/a	Ordinary	(81,884)	(81,884)
05-Dec-2023	STATE STREET GLOBAL ADVISORS, INC.	Sale	52.42	Ordinary	(437)	(437)
06-Dec-2023	STATE STREET GLOBAL ADVISORS, INC.	Purchase	52.38	Ordinary	4,671	4,671
06-Dec-2023	STATE STREET GLOBAL ADVISORS, INC.	Sale	53.01	Ordinary	(249)	(249)
07-Dec-2023	STATE STREET GLOBAL ADVISORS, INC.	Purchase	53.28	Ordinary	8,687	8,687
07-Dec-2023	STATE STREET GLOBAL ADVISORS, INC.	Purchase	53.28	Ordinary	3,982	3,982
07-Dec-2023	STATE STREET GLOBAL ADVISORS, INC.	Sale	53.28	Ordinary	(8,687)	(8,687)
07-Dec-2023	STATE STREET GLOBAL ADVISORS, INC.	In specie application	n/a	Ordinary	164	164
12-Dec-2023	STATE STREET GLOBAL ADVISORS, INC.	Sale	54.33	Ordinary	(974)	(974)
12-Dec-2023	STATE STREET GLOBAL ADVISORS, INC.	Sale	54.33	Ordinary	(150)	(150)
13-Dec-2023	STATE STREET GLOBAL ADVISORS, INC.	Purchase	54.40	Ordinary	7,600	7,600
13-Dec-2023	STATE STREET GLOBAL ADVISORS, INC.	Sale	54.38	Ordinary	(107)	(107)
13-Dec-2023	STATE STREET GLOBAL ADVISORS, INC.	In specie application	n/a	Ordinary	9,350	9,350
14-Dec-2023	STATE STREET GLOBAL ADVISORS, INC.	Purchase	54.57	Ordinary	14,462	14,462
14-Dec-2023	STATE STREET GLOBAL ADVISORS, INC.	Sale	54.57	Ordinary	(7,325)	(7,325)
15-Dec-2023	STATE STREET GLOBAL ADVISORS, INC.	Purchase	52.86	Ordinary	12,586	12,586
15-Dec-2023	STATE STREET GLOBAL ADVISORS, INC.	In specie redemption	n/a	Ordinary	(1,076)	(1,076)
18-Dec-2023	STATE STREET GLOBAL ADVISORS, INC.	Purchase	54.83	Ordinary	5,851	5,851
19-Dec-2023	STATE STREET GLOBAL ADVISORS, INC.	Purchase	55.07	Ordinary	435	435
19-Dec-2023	STATE STREET GLOBAL ADVISORS, INC.	Purchase	55.53	Ordinary	14,008	14,008
19-Dec-2023	STATE STREET GLOBAL ADVISORS, INC.	Purchase	55.53	Ordinary	2,373	2,373
19-Dec-2023	STATE STREET GLOBAL ADVISORS, INC.	Sale	55.80	Ordinary	(4,140)	(4,140)
20-Dec-2023	STATE STREET GLOBAL ADVISORS, INC.	Purchase	56.40	Ordinary	308	308
20-Dec-2023	STATE STREET GLOBAL ADVISORS, INC.	Purchase	56.11	Ordinary	12,677	12,677
20-Dec-2023	STATE STREET GLOBAL ADVISORS, INC.	Sale	56.11	Ordinary	(3,192)	(3,192)
21-Dec-2023	STATE STREET GLOBAL ADVISORS, INC.	Purchase	55.94	Ordinary	858	858
27-Dec-2023	STATE STREET GLOBAL ADVISORS, INC.	Purchase	56.40	Ordinary	4,923	4,923
27-Dec-2023	STATE STREET GLOBAL ADVISORS, INC.	Purchase	56.40	Ordinary	9,539	9,539
27-Dec-2023	STATE STREET GLOBAL ADVISORS, INC.	Sale	56.40	Ordinary	(5,498)	(5,498)
27-Dec-2023	STATE STREET GLOBAL ADVISORS, INC.	Sale	56.40	Ordinary	(9,539)	(9,539)
28-Dec-2023	STATE STREET GLOBAL ADVISORS, INC.	Purchase	57.10	Ordinary	891	891
29-Dec-2023	STATE STREET GLOBAL ADVISORS, INC.	Purchase	57.04	Ordinary	3,082	3,082
29-Dec-2023	STATE STREET GLOBAL ADVISORS, INC.	Sale	57.04	Ordinary	(883)	(883)

29-Dec-2023	STATE STREET GLOBAL ADVISORS, INC.	In specie application	n/a	Ordinary	2,535	2,535
03-Jan-2024	STATE STREET GLOBAL ADVISORS, INC.	Purchase	56.95	Ordinary	11,945	11,945
03-Jan-2024	STATE STREET GLOBAL ADVISORS, INC.	Sale	56.95	Ordinary	(283)	(283)
03-Jan-2024	STATE STREET GLOBAL ADVISORS, INC.	Sale	56.95	Ordinary	(11,945)	(11,945)
04-Jan-2024	STATE STREET GLOBAL ADVISORS, INC.	Purchase	56.78	Ordinary	27,785	27,785
04-Jan-2024	STATE STREET GLOBAL ADVISORS, INC.	Purchase	56.78	Ordinary	3,027	3,027
04-Jan-2024	STATE STREET GLOBAL ADVISORS, INC.	Purchase	56.90	Ordinary	510	510
04-Jan-2024	STATE STREET GLOBAL ADVISORS, INC.	Sale	56.78	Ordinary	(6,754)	(6,754)
04-Jan-2024	STATE STREET GLOBAL ADVISORS, INC.	Sale	56.78	Ordinary	(1,177)	(1,177)
04-Jan-2024	STATE STREET GLOBAL ADVISORS, INC.	In specie application	n/a	Ordinary	492	492
05-Jan-2024	STATE STREET GLOBAL ADVISORS, INC.	Purchase	56.78	Ordinary	194	194
05-Jan-2024	STATE STREET GLOBAL ADVISORS, INC.	In specie application	n/a	Ordinary	8,527	8,527
09-Jan-2024	STATE STREET GLOBAL ADVISORS, INC.	Sale	56.94	Ordinary	(387)	(387)
10-Jan-2024	STATE STREET GLOBAL ADVISORS, INC.	Sale	57.00	Ordinary	(374)	(374)
12-Jan-2024	STATE STREET GLOBAL ADVISORS, INC.	Purchase	57.49	Ordinary	1,346	1,346
12-Jan-2024	STATE STREET GLOBAL ADVISORS, INC.	Sale	57.46	Ordinary	(227)	(227)
15-Jan-2024	STATE STREET GLOBAL ADVISORS, INC.	Purchase	57.56	Ordinary	4,123	4,123
16-Jan-2024	STATE STREET GLOBAL ADVISORS, INC.	Purchase	56.98	Ordinary	3,762	3,762
16-Jan-2024	STATE STREET GLOBAL ADVISORS, INC.	In specie application	n/a	Ordinary	82	82
17-Jan-2024	STATE STREET GLOBAL ADVISORS, INC.	Sale	57.05	Ordinary	(826)	(826)
18-Jan-2024	STATE STREET GLOBAL ADVISORS, INC.	Purchase	57.11	Ordinary	422	422
19-Jan-2024	STATE STREET GLOBAL ADVISORS, INC.	Purchase	57.16	Ordinary	1,124	1,124
19-Jan-2024	STATE STREET GLOBAL ADVISORS, INC.	Purchase	57.16	Ordinary	15,155	15,155
19-Jan-2024	STATE STREET GLOBAL ADVISORS, INC.	Sale	57.16	Ordinary	(345)	(345)
19-Jan-2024	STATE STREET GLOBAL ADVISORS, INC.	Sale	57.16	Ordinary	(2,786)	(2,786)
19-Jan-2024	STATE STREET GLOBAL ADVISORS, INC.	In specie application	n/a	Ordinary	164	164
22-Jan-2024	STATE STREET GLOBAL ADVISORS, INC.	Sale	58.10	Ordinary	(2,087)	(2,087)
22-Jan-2024	STATE STREET GLOBAL ADVISORS, INC.	Sale	58.12	Ordinary	(206)	(206)
23-Jan-2024	STATE STREET GLOBAL ADVISORS, INC.	Purchase	57.95	Ordinary	17,271	17,271
23-Jan-2024	STATE STREET GLOBAL ADVISORS, INC.	Sale	57.95	Ordinary	(1,923)	(1,923)
24-Jan-2024	STATE STREET GLOBAL ADVISORS, INC.	Purchase	57.50	Ordinary	831	831
24-Jan-2024	STATE STREET GLOBAL ADVISORS, INC.	Sale	57.50	Ordinary	(831)	(831)
24-Jan-2024	STATE STREET GLOBAL ADVISORS, INC.	In specie application	n/a	Ordinary	3,688	3,688
25-Jan-2024	STATE STREET GLOBAL ADVISORS, INC.	Purchase	58.03	Ordinary	302	302
25-Jan-2024	STATE STREET GLOBAL ADVISORS, INC.	Sale	58.45	Ordinary	(2,679)	(2,679)
25-Jan-2024	STATE STREET GLOBAL ADVISORS, INC.	In specie application	n/a	Ordinary	2,352	2,352
29-Jan-2024	STATE STREET GLOBAL ADVISORS, INC.	Purchase	57.89	Ordinary	16,214	16,214
29-Jan-2024	STATE STREET GLOBAL ADVISORS, INC.	Sale	57.89	Ordinary	(10,957)	(10,957)
30-Jan-2024	STATE STREET GLOBAL ADVISORS, INC.	Purchase	57.91	Ordinary	6,463	6,463
30-Jan-2024	STATE STREET GLOBAL ADVISORS, INC.	Purchase	58.27	Ordinary	1,225	1,225
30-Jan-2024	STATE STREET GLOBAL ADVISORS, INC.	Sale	57.91	Ordinary	(6,626)	(6,626)
31-Jan-2024	STATE STREET GLOBAL ADVISORS, INC.	Purchase	58.17	Ordinary	2,603	2,603
31-Jan-2024	STATE STREET GLOBAL ADVISORS, INC.	Sale	58.17	Ordinary	(4,692)	(4,692)
02-Feb-2024	STATE STREET GLOBAL ADVISORS, INC.	Sale	58.86	Ordinary	(1,879)	(1,879)
06-Feb-2024	STATE STREET GLOBAL ADVISORS, INC.	Sale	57.99	Ordinary	(415)	(415)
06-Feb-2024	STATE STREET GLOBAL ADVISORS, INC.	In specie application	n/a	Ordinary	2,184	2,184
08-Feb-2024	STATE STREET GLOBAL ADVISORS, INC.	Purchase	57.82	Ordinary	1,187	1,187
09-Feb-2024	STATE STREET GLOBAL ADVISORS, INC.	Purchase	57.82	Ordinary	4,018	4,018
09-Feb-2024	STATE STREET GLOBAL ADVISORS, INC.	In specie application	n/a	Ordinary	175,323	175,323
12-Feb-2024	STATE STREET GLOBAL ADVISORS, INC.	In specie application	n/a	Ordinary	11,154	11,154
12-Feb-2024	STATE STREET GLOBAL ADVISORS, INC.	In specie redemption	n/a	Ordinary	(148)	(148)
13-Feb-2024	STATE STREET GLOBAL ADVISORS, INC.	Purchase	58.30	Ordinary	2,854	2,854
13-Feb-2024	STATE STREET GLOBAL ADVISORS, INC.	In specie application	n/a	Ordinary	300	300
14-Feb-2024	STATE STREET GLOBAL ADVISORS, INC.	Purchase	58.94	Ordinary	8,937	8,937
14-Feb-2024	STATE STREET GLOBAL ADVISORS, INC.	Sale	58.94	Ordinary	(224)	(224)
15-Feb-2024	STATE STREET GLOBAL ADVISORS, INC.	Purchase	61.84	Ordinary	4,354	4,354
15-Feb-2024	STATE STREET GLOBAL ADVISORS, INC.	Purchase	61.91	Ordinary	4,015	4,015
16-Feb-2024	STATE STREET GLOBAL ADVISORS, INC.	Purchase	62.95	Ordinary	5,846	5,846
19-Feb-2024	STATE STREET GLOBAL ADVISORS, INC.	Purchase	62.69	Ordinary	559	559
20-Feb-2024	STATE STREET GLOBAL ADVISORS, INC.	Purchase	62.96	Ordinary	20,489	20,489
20-Feb-2024	STATE STREET GLOBAL ADVISORS, INC.	Purchase	63.01	Ordinary	877	877
20-Feb-2024	STATE STREET GLOBAL ADVISORS, INC.	In specie application	n/a	Ordinary	2,520	2,520
21-Feb-2024	STATE STREET GLOBAL ADVISORS, INC.	Purchase	63.82	Ordinary	2,707	2,707
21-Feb-2024	STATE STREET GLOBAL ADVISORS, INC.	Sale	63.82	Ordinary	(7,172)	(7,172)
21-Feb-2024	STATE STREET GLOBAL ADVISORS, INC.	In specie redemption	n/a	Ordinary	(4,545)	(4,545)
22-Feb-2024	STATE STREET GLOBAL ADVISORS, INC.	Purchase	63.82	Ordinary	2,841	2,841
22-Feb-2024	STATE STREET GLOBAL ADVISORS, INC.	Sale	63.68	Ordinary	(301)	(301)
23-Feb-2024	STATE STREET GLOBAL ADVISORS, INC.	Purchase	64.98	Ordinary	9,956	9,956
26-Feb-2024	STATE STREET GLOBAL ADVISORS, INC.	Purchase	66.15	Ordinary	832	832
26-Feb-2024	STATE STREET GLOBAL ADVISORS, INC.	Sale	66.15	Ordinary	(2,922)	(2,922)
27-Feb-2024	STATE STREET GLOBAL ADVISORS, INC.	Purchase	66.59	Ordinary	13,476	13,476
27-Feb-2024	STATE STREET GLOBAL ADVISORS, INC.	Sale	66.59	Ordinary	(1,877)	(1,877)
27-Feb-2024	STATE STREET GLOBAL ADVISORS, INC.	In specie application	n/a	Ordinary	9,240	9,240
28-Feb-2024	STATE STREET GLOBAL ADVISORS, INC.	Sale	65.94	Ordinary	(179)	(179)
29-Feb-2024	STATE STREET GLOBAL ADVISORS, INC.	Purchase	66.20	Ordinary	4,403	4,403
29-Feb-2024	STATE STREET GLOBAL ADVISORS, INC.	Purchase	66.62	Ordinary	205	205
29-Feb-2024	STATE STREET GLOBAL ADVISORS, INC.	Purchase	66.62	Ordinary	305	305
29-Feb-2024	STATE STREET GLOBAL ADVISORS, INC.	Purchase	66.62	Ordinary	135	135
29-Feb-2024	STATE STREET GLOBAL ADVISORS, INC.	Purchase	66.62	Ordinary	374	374
29-Feb-2024	STATE STREET GLOBAL ADVISORS, INC.	Purchase	66.62	Ordinary	3,103	3,103
29-Feb-2024	STATE STREET GLOBAL ADVISORS, INC.	Purchase	66.62	Ordinary	5,352	5,352
29-Feb-2024	STATE STREET GLOBAL ADVISORS, INC.	Purchase	66.62	Ordinary	53,864	53,864
29-Feb-2024	STATE STREET GLOBAL ADVISORS, INC.	Purchase	66.62	Ordinary	4,793	4,793
29-Feb-2024	STATE STREET GLOBAL ADVISORS, INC.	Purchase	66.62	Ordinary	397	397
29-Feb-2024	STATE STREET GLOBAL ADVISORS, INC.	Purchase	66.62	Ordinary	61	61
29-Feb-2024	STATE STREET GLOBAL ADVISORS, INC.	Purchase	66.63	Ordinary	12	12
29-Feb-2024	STATE STREET GLOBAL ADVISORS, INC.	Purchase	66.64	Ordinary	765	765
29-Feb-2024	STATE STREET GLOBAL ADVISORS, INC.	Sale	66.64	Ordinary	(303)	(303)
05-Oct-2022	STATE STREET BANK AND TRUST COMPANY	Borrowing securities under a securities loan from State Street Bank and Trust Company - Refer Part A of Annexure E	n/a	Ordinary	9,355	9,355
31-Oct-2022	STATE STREET BANK AND TRUST COMPANY	Return of securities under a securities loan from State Street Bank and Trust Company - Refer Part A of Annexure E	n/a	Ordinary	(436)	(436)
23-Nov-2022	STATE STREET BANK AND TRUST COMPANY	Return of securities under a securities loan from State Street Bank and Trust Company - Refer Part A of Annexure E	n/a	Ordinary	(1,677)	(1,677)
15-Dec-2022	STATE STREET BANK AND TRUST COMPANY	Return of securities under a securities loan from State Street Bank and Trust Company - Refer Part A of Annexure E	n/a	Ordinary	(1,826)	(1,826)
09-Jan-2023	STATE STREET BANK AND TRUST COMPANY	Return of securities under a securities loan from State Street Bank and Trust Company - Refer Part A of Annexure E	n/a	Ordinary	(711)	(711)
14-Feb-2023	STATE STREET BANK AND TRUST COMPANY	Return of securities under a securities loan from State Street Bank and Trust Company - Refer Part A of Annexure E	n/a	Ordinary	(1,730)	(1,730)
22-Mar-2023	STATE STREET BANK AND TRUST COMPANY	Return of securities under a securities loan from State Street Bank and Trust Company - Refer Part A of Annexure E	n/a	Ordinary	(2,975)	(2,975)
05-Oct-2022	STATE STREET BANK AND TRUST COMPANY	Lending securities under a securities loan to AQR FUNDS AQR ALTERNATIVE RISK PREMIA FUND - Refer Part B of Annexure E	n/a	Ordinary	9,355	9,355
31-Oct-2022	STATE STREET BANK AND TRUST COMPANY	Return of securities under a securities loan by AQR FUNDS AQR ALTERNATIVE RISK PREMIA FUND - Refer Part B of Annexure E	n/a	Ordinary	(436)	(436)
23-Nov-2022	STATE STREET BANK AND TRUST COMPANY	Return of securities under a securities loan by AQR FUNDS AQR ALTERNATIVE RISK PREMIA FUND - Refer Part B of Annexure E	n/a	Ordinary	(1,677)	(1,677)
15-Dec-2022	STATE STREET BANK AND TRUST COMPANY	Return of securities under a securities loan by AQR FUNDS AQR ALTERNATIVE RISK PREMIA FUND - Refer Part B of Annexure E	n/a	Ordinary	(1,826)	(1,826)
09-Jan-2023	STATE STREET BANK AND TRUST COMPANY	Return of securities under a securities loan by AQR FUNDS AQR ALTERNATIVE RISK PREMIA FUND - Refer Part B of Annexure E	n/a	Ordinary	(711)	(711)
14-Feb-2023	STATE STREET BANK AND TRUST COMPANY	Return of securities under a securities loan by AQR FUNDS AQR ALTERNATIVE RISK PREMIA FUND - Refer Part B of Annexure E	n/a	Ordinary	(1,730)	(1,730)
22-Mar-2023	STATE STREET BANK AND TRUST COMPANY	Return of securities under a securities loan by AQR FUNDS AQR ALTERNATIVE RISK PREMIA FUND - Refer Part B of Annexure E	n/a	Ordinary	(2,975)	(2,975)
26-Apr-2023	STATE STREET BANK AND TRUST COMPANY	Taking a pledge over securities to secure a securities loan from AQR FUNDS AQR ALTERNATIVE RISK PREMIA FUND - Refer Part C of Annexure E	n/a	Ordinary	5,028	5,028
23-May-2023	STATE STREET BANK AND TRUST COMPANY	Taking a pledge over securities to secure a securities loan from AQR FUNDS AQR ALTERNATIVE RISK PREMIA FUND - Refer Part C of Annexure E	n/a	Ordinary	1,716	1,716
20-Jun-2023	STATE STREET BANK AND TRUST COMPANY	Taking a pledge over securities to secure a securities loan from AQR FUNDS AQR ALTERNATIVE RISK PREMIA FUND - Refer Part C of Annexure E	n/a	Ordinary	627	627
29-Aug-2023	STATE STREET BANK AND TRUST COMPANY	Releasing a pledge over securities provided to secure a securities loan to AQR FUNDS AQR ALTERNATIVE RISK PREMIA FUND - Refer Part C of Annexure E	n/a	Ordinary	(3,987)	(3,987)
06-Oct-2023	STATE STREET BANK AND TRUST COMPANY	Taking a pledge over securities to secure a securities loan from AQR FUNDS AQR ALTERNATIVE RISK PREMIA FUND - Refer Part C of Annexure E	n/a	Ordinary	17,472	17,472
07-Nov-2023	STATE STREET BANK AND TRUST COMPANY	Taking a pledge over securities to secure a securities loan from AQR FUNDS AQR ALTERNATIVE RISK PREMIA FUND - Refer Part C of Annexure E	n/a	Ordinary	3,378	3,378
01-May-2023	STATE STREET BANK AND TRUST COMPANY	Taking a pledge over securities to secure a securities loan from ARROWSTREET ACWI EX US ALPHA EXTENSION TRUST FUND U - Refer Part C of Annexure E	n/a	Ordinary	383	383
02-May-2023	STATE STREET BANK AND TRUST COMPANY	Taking a pledge over securities to secure a securities loan from ARROWSTREET ACWI EX US ALPHA EXTENSION TRUST FUND U - Refer Part C of Annexure E	n/a	Ordinary	128	128
03-May-2023	STATE STREET BANK AND TRUST COMPANY	Releasing a pledge over securities provided to secure a securities loan to ARROWSTREET ACWI EX US ALPHA EXTENSION TRUST FUND U - Refer Part C of Annexure E	n/a	Ordinary	(163)	(163)
04-May-2023	STATE STREET BANK AND TRUST COMPANY	Taking a pledge over securities to secure a securities loan from ARROWSTREET ACWI EX US ALPHA EXTENSION TRUST FUND U - Refer Part C of Annexure E	n/a	Ordinary	9	9
05-May-2023	STATE STREET BANK AND TRUST COMPANY	Taking a pledge over securities to secure a securities loan from ARROWSTREET ACWI EX US ALPHA EXTENSION TRUST FUND U - Refer Part C of Annexure E	n/a	Ordinary	8	8



04 March 2024

Alok Maheshwary
Authorised Signatory

6. Addresses

Name	Address
SSGA FUNDS MANAGEMENT, INC.	Channel Center, 1 Iron Street, Boston MA 02210, United States
STATE STREET GLOBAL ADVISORS (JAPAN) CO., LTD.	Toranomon Hills Mori Tower 25F, 1-23-1 Toranomon, Minato-ku, Tokyo, 105-6325, Japan
STATE STREET GLOBAL ADVISORS ASIA LIMITED	68th Floor, Two International Finance Centre, 8 Finance Street, Central, Hong Kong, China
STATE STREET GLOBAL ADVISORS EUROPE LIMITED	78 Sir John Rogerson's Quay, Dublin 2, Ireland
STATE STREET GLOBAL ADVISORS LIMITED	20 Churchill Place, London, England, E14 5HJ, United Kingdom
STATE STREET GLOBAL ADVISORS SINGAPORE LIMITED	168 Robinson Road #33-01 Capital Tower, Singapore, 068912, Singapore
STATE STREET GLOBAL ADVISORS TRUST COMPANY	1 Iron Street, Boston MA 02210, United States
STATE STREET GLOBAL ADVISORS, AUSTRALIA, LIMITED	Level 15, 420 George Street, Sydney NSW 2000, Australia
STATE STREET GLOBAL ADVISORS, LTD.	1981 McGill College Avenue, Suite 500, Montreal Québec H3A 3A8, Canada
STATE STREET SAUDI ARABIA FINANCIAL SOLUTIONS COMPANY	King Fahad, AlOlaha, 7277, Riyadh, Riyadh, 12212, Saudi Arabia
STATE STREET GLOBAL ADVISORS, INC.	1 Iron Street, Boston MA 02210, United States
STATE STREET BANK AND TRUST COMPANY	One Congress Street, Suite 1, Boston MA 02114, United States



04 March 2024

Alok Maheshwary
Authorised Signatory

3. Changes in relevant interests

State Street Bank and Trust Company will, if requested by the company or responsible entity to whom this form must be given under the Corporations Act 2001 (Cth) or if requested by the Australian Securities and Investment Commission (ASIC), provide a copy of the master securities lending agreement/s and security agreement/s referred to below to the company, responsible entity or ASIC.

Part A: For relevant interests arising out of lending securities - State Street Bank and Trust Company acquires relevant interest as lender of the securities under securities lending authorisation agreement, subject to obligation to return under the agreement. (State Street Bank and Trust Company has lent the securities and retains relevant interest as per Part B of this Annexure.)

Type of agreement	Securities Lending Authorisation Agreement/ Global Master Securities Lending Agreement/ Securities Loan Agreement
Parties to agreement	(1) State Street Bank and Trust Company (2) The entity referred to in the relevant part of Annexure B to this notice
Can the parties exercise voting rights attaching to the securities?	(1) No (2) Yes. (Borrower has the right to vote, but may on-lend securities)
If yes, in what circumstances	(1) Only if instructed to by the borrower (2) As determined by the owner of the securities
Transfer date	The dates on which the securities were delivered by State Street Bank and Trust Company as lender are set out in Annexure B to this notice
Scheduled return date	No scheduled return date
Does the borrower have the right to return the securities early?	No scheduled return date. Borrower can return securities or equivalent securities at any time subject to giving notice
If yes, in what circumstances	Borrower can return securities or equivalent securities at any time subject to giving notice
Does the lender have the right to recall the securities early (ie before the scheduled return date)?	No scheduled return date. Lender can require return of securities or equivalent securities at any time subject to giving notice
If yes, in what circumstances	Lender can require return of securities or equivalent securities at any time subject to giving notice
Are there any circumstances in which the borrower is not required to return securities or equivalent securities on settlement?	No
If yes, detail any exceptions	n/a

Part B: For relevant interests arising out of lending securities - State Street Bank and Trust Company acquires a relevant interest in securities through taking a security interest ("title transfer") over the securities as collateral to secure a securities loan. (See Part A of this Annexure for securities loan details.)

Type of agreement	Global Master Securities Lending Agreement Securities Lending Authorisation Agreement
Parties to agreement	(1) State Street Bank and Trust Company (2) The entity referred to in the relevant part of Annexure B to this notice
Can the parties exercise voting rights attaching to the securities?	(1) Yes, but only if the borrower defaults and ownership is enforced (2) Yes
If yes, in what circumstances	(1) Only if the borrower defaults and ownership is enforced (2) In accordance with ordinary rights as registered holder, either directly or through nominee holder
Transfer date	The dates on which the securities were transferred, as indicated in Annexure B to this notice
Scheduled return date	No scheduled return date. Securities collateral is returned on termination of related securities loan
Does the borrower have the right to have the securities returned early?	No scheduled return date. Securities collateral is returned on termination of related securities loan or the provision of alternative collateral
If yes, in what circumstances	At any time subject to returning the borrowed securities or equivalent securities or providing alternative collateral
Are there any circumstances in which the lender is not required to return securities collateral on settlement?	No, assuming the borrower returns the borrowed securities or equivalent securities
If yes, detail any exceptions	n/a (lender must return securities collateral if the borrower returns the borrowed securities or equivalent securities)



04 March 2024

Alok Maheshwary
Authorised Signatory

3. Changes in relevant interests

State Street Bank and Trust Company will, if requested by the company or responsible entity to whom this form must be given under the Corporations Act 2001 (Cth) or if requested by the Australian Securities and Investment Commission (ASIC), provide a copy of the master securities lending agreement/s and security agreement/s referred to below to the company, responsible entity or ASIC.

Part A: For relevant interests arising out of lending securities - State Street Bank and Trust Company acquires relevant interest as borrower of the securities under securities lending agreement, subject to obligation to return under the agreement. (State Street Bank and Trust Company has on-lent the securities and retains relevant interest as per Part B of this Annexure.)

Type of agreement	Global Master Securities Lending Agreement/Master Securities Loan Agreement/Securities Loan Agreement
Parties to agreement	(1) STATE STREET BANK AND TRUST COMPANY (2) The entity referred to in the relevant part of Annexure B to this notice
Can the parties exercise voting rights attaching to the securities?	(1) Yes (if the borrower is the registered holder. However the securities are on-lent by the borrower as per Part B of this Annexure) (2) No, not during term of securities loan
If yes, in what circumstances	(1) Only if the borrower is the registered holder. However the securities are on-lent by the borrower as per Part B of this Annexure (2) n/a
Transfer date	The dates on which the securities were delivered to State Street Bank and Trust Company as borrower are set out in Annexure B to this notice
Scheduled return date	No scheduled return date
Does the borrower have the right to return the securities early?	No scheduled return date. Borrower can return securities or equivalent securities at any time subject to giving notice
If yes, in what circumstances	Borrower can return securities or equivalent securities at any time subject to giving notice
Does the lender have the right to recall the securities early (ie before the scheduled return date)?	No scheduled return date. Lender can require return of securities or equivalent securities at any time subject to giving notice
If yes, in what circumstances	Lender can require return of securities or equivalent securities at any time subject to giving notice
Are there any circumstances in which the borrower is not required to return securities or equivalent securities on settlement?	No
If yes, detail any exceptions	n/a

Part B: For relevant interests arising out of lending securities - State Street Bank and Trust Company lends the securities under securities lending agreement, and retains relevant interest through the right to recall the securities or equivalent securities.

Type of agreement	Global Master Securities Lending Agreement/Master Securities Loan Agreement
Parties to agreement	(1) STATE STREET BANK AND TRUST COMPANY (2) The entity referred to in the relevant part of Annexure B to this notice
Can the parties exercise voting rights attaching to the securities?	(1) Yes, but only if the lender recalls the loan and exercises its right to become the registered holder (2) Yes (while registered holder)
If yes, in what circumstances	(1) Only if the lender recalls the loan and exercises its right to become the registered holder (2) Borrower may exercise voting rights (while registered holder)
Transfer date	The dates on which the securities were delivered to the borrower are set out in Annexure B to this notice
Scheduled return date	No scheduled return date
Does the borrower have the right to return the securities early?	No scheduled return date. Borrower can return securities or equivalent securities at any time subject to giving notice
If yes, in what circumstances	Borrower can return securities or equivalent securities at any time subject to giving notice
Does the lender have the right to recall the securities early (ie before the scheduled return date)?	No scheduled return date. Lender can require return of securities or equivalent securities at any time subject to giving notice
If yes, in what circumstances	Lender can require return of securities or equivalent securities at any time subject to giving notice
Are there any circumstances in which the borrower is not required to return securities or equivalent securities on settlement?	No
If yes, detail any exceptions	n/a

Part C: For relevant interests arising out of lending securities - State Street Bank and Trust Company acquires a relevant interest in securities through taking a security interest ("pledge") over the securities as collateral to secure a securities loan. (See Part B of this Annexure for securities loan details.)

Type of agreement	Global Master Securities Lending Agreement Security Agreement: the pro forma security agreement governing the pledge is attached to this notice
Parties to agreement	(1) STATE STREET BANK AND TRUST COMPANY (2) The entity referred to in the relevant part of Annexure B to this notice
Can the parties exercise voting rights attaching to the securities?	(1) Yes, but only if the borrower defaults and pledge is enforced (2) Yes
If yes, in what circumstances	(1) Only if the borrower defaults and pledge is enforced (2) In accordance with ordinary rights as registered holder, either directly or through nominee holder
Pledge date	The dates on which the securities were pledged, as indicated in Annexure B to this notice
Scheduled release date	No scheduled release date. Securities are released from pledge on termination of related securities loan
Does the borrower have the right to have the securities released early?	No scheduled release date. Securities are released from pledge on termination of related securities loan or the provision of alternative collateral
If yes, in what circumstances	At any time subject to returning the borrowed securities or equivalent securities or providing alternative collateral
Are there any circumstances in which the lender is not required to release the pledged securities on settlement?	No, assuming the borrower returns the borrowed securities or equivalent securities
If yes, detail any exceptions	n/a (lender must release pledged securities if the borrower returns the borrowed securities or equivalent securities)