

# Online Meeting Guide

## 2025 Annual General Meeting

WESFARMERS LIMITED ABN 28 008 984 049



# Online Meeting Guide

## Attending the meeting online

If you choose to participate online, you will be able to view a live webcast of the meeting. Shareholders and proxyholders can ask questions and submit votes in real time.

To participate online visit  
**<https://meetings.lumiconnect.com/300-452-968-442>**  
on your computer, smartphone or tablet.

You will need the latest versions of Chrome, Safari, Edge or Firefox. Please ensure your browser is compatible.



To log in, you must have the following information:

**Meeting ID 300-452-968-442**

### AUSTRALIAN RESIDENTS

**(SRN or HIN)**  
(on your proxy form)

**Postcode**  
(postcode of your registered address)

### OVERSEAS RESIDENTS

**(SRN or HIN)**  
(on your proxy form)

**Country Code**  
(three-character country code) e.g.  
New Zealand - NZL; United Kingdom  
- GBR; United States of America -  
USA; Canada - CAN

### APPOINTED PROXIES

To receive your unique username and password, please contact Computershare on (+61 3) 9415 4024.

### GUESTS

To register as a guest, you will need to enter your name and email address.

## Registering your attendance at the meeting

- 1 To participate in the meeting, follow the direct link at the top of the page. Alternatively, visit **[meetings.lumiconnect.com](https://meetings.lumiconnect.com)** and enter the unique 12-digit Meeting ID, provided above.

A screenshot of a web interface for Wesfarmers. At the top is the Wesfarmers logo. Below it, the text 'Meeting ID' is displayed above a white input field. At the bottom is a green button with the text 'Join Meeting'.

- 2 To proceed into the meeting, you will need to read and accept the Terms and Conditions and select if you are a shareholder, proxyholder or guest. Note that only shareholders and proxyholders can vote and ask questions in the meeting.

A screenshot of a web interface for Wesfarmers. At the top is the Wesfarmers logo. Below it, the text 'Meeting Name' is displayed. There are two green buttons: the first has a person icon and the text 'Shareholder or Proxyholder', and the second has a person icon and the text 'Guest'. At the bottom, there is a link that says 'Having trouble logging in?... v'.



3

**TO REGISTER AS A SHAREHOLDER**

select 'Shareholder or Proxyholder' and enter your SRN or HIN and Postcode or Country Code.

**TO REGISTER AS A PROXYHOLDER**

select 'Shareholder or Proxyholder' and you will need your username and password as provided by Computershare. In the 'SRN or HIN' field enter your username and in the 'Postcode or Country Code' field enter your password.

The screenshot shows a mobile app interface for the 'Wesfarmers Meeting Name' registration. It features a green header with a back arrow. Below the Wesfarmers logo, there are two input fields: 'SRN or HIN \*' and 'Postcode or Country Code \*'. At the bottom, there is a link 'Having trouble logging in?... v' and a green 'Sign in' button.

**TO REGISTER AS A GUEST**

select 'Guest' and enter your name and email address.

The screenshot shows a mobile app interface for the 'Wesfarmers Meeting Name' registration. It features a green header with a back arrow. Below the Wesfarmers logo, there are three input fields: 'First Name \*', 'Last Name \*', and 'Email \*'. At the bottom, there is a link 'Having trouble logging in?... v' and a green 'Continue' button.

## Watching the meeting – desktop/laptop device

4

On a desktop/laptop device, you will see the home tab on the left, which displays the meeting title and instructions. The webcast will appear automatically on the right. Press play and ensure your device is not muted.



You can watch the webcast full screen, by selecting the full screen icon.



To reduce the webcast to its original size, select the minimise icon.

The screenshot shows a desktop web interface for the 'Wesfarmers Meeting Name'. On the left is a sidebar with navigation links: 'HOME', 'VOTING', and 'MESSAGING'. The main content area is divided into two sections. The top section, titled 'Watching the meeting', contains instructions for viewing the webcast. The bottom section, titled 'Voting', contains instructions for casting a vote. The right section is a large video player titled 'BROADCAST' with a 'Request to Speak' button. The video shows a man in a suit speaking at a podium. At the bottom left, there is a 'MEETING ID' field with the text 'XXX-XXX-XXX-XXX' and a 'LUMI' logo.

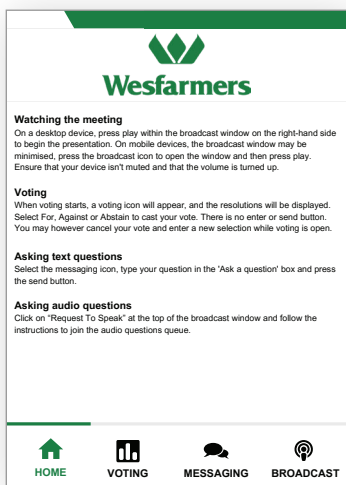
## Watching the meeting – smartphone/tablet device

- 5 On a smartphone/tablet device, select the broadcast icon at the bottom of the screen to watch the webcast. Press play and ensure your device is not muted.


During the meeting, smartphone/tablet users can minimise the webcast at any time by selecting one of the other icons in the menu bar.

You will still be able to hear the meeting while the broadcast is minimised.

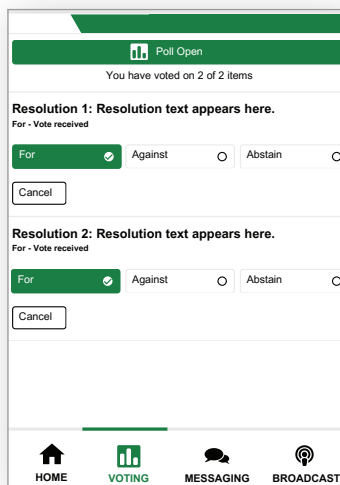
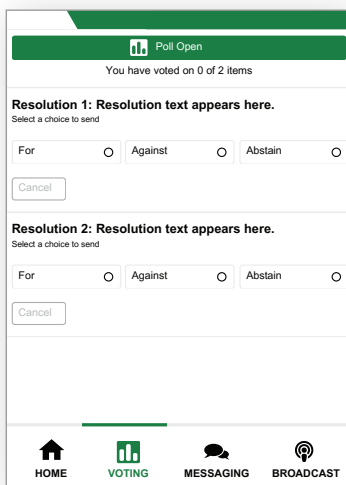
Selecting the Broadcast icon again will reopen the webcast.




## Voting (for shareholders and proxyholders only)

- 6 When the Chairman declares the poll open:
- A voting icon  will appear on screen and the meeting resolutions will be displayed.
  - To vote, select one of the voting options. Your response will be highlighted.
  - To change your vote, simply select a different option to override.

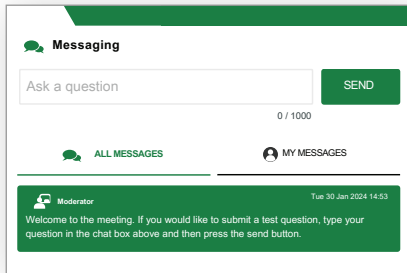
There is no need to press a submit or send button. Your vote is automatically counted. Votes may be changed up to the time the Chairman closes the poll.



## Written questions (for shareholders and proxyholders only)

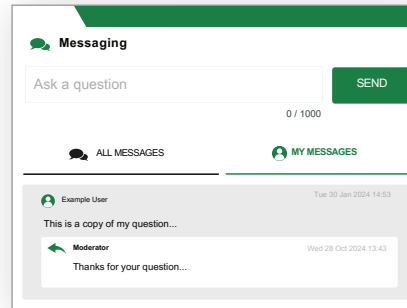
- 7 To ask a written question select the messaging icon,  type your question in the chat box at the top of the screen and select the send button **SEND**.

A confirmation message will appear once your question has been received.




- 8 Questions sent via the Lumi platform may be moderated before being sent to the Chairman. This is to avoid repetition and remove any inappropriate language.

A copy of your sent questions, along with any written responses, can be viewed by selecting 'MY MESSAGES'.



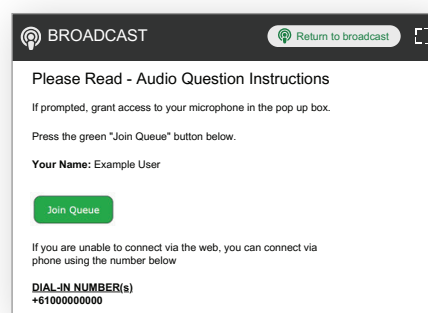
## Audio Questions (for shareholders and proxyholders only)

- 9 If you would like to ask a question orally, click the 'Request to Speak' button at the top right corner of the broadcast window.



- 10 The audio questions interface will now display. Confirm your details, click 'Submit Request' and follow the instructions on screen to connect.

You will hear the meeting while you wait to ask your question.



## Need help?

If you experience difficulty logging into the AGM using the Lumi AGM online platform, please contact Lumi on (+61 2) 8075 0100 and have your SRN or HIN on hand.

You can find your SRN or HIN on any paper copy statement sent to you in relation to your Wesfarmers shareholding, or if you have created an account on the Computershare Investor Centre, by logging in to access your details at [www-au.computershare.com/Investor](http://www-au.computershare.com/Investor). Please note for security reasons Computershare is not able to provide you with your SRN/HIN over the telephone.